

**Executive Committee Meeting Minutes
Tuesday, March 12, 2019
Central Florida Cares Health System, Inc.
Board Room**



ATTENDANCE

Board of Directors Present:

Charles Rogers, President, ELC Osceola County
Debbie Owens, Vice President, Seminole Prevention Coalition
R. Wayne Holmes, Secretary, Retired Asst. State's Attorney/Community Advocate
Mark Broms, Treasurer, Brevard Homeless Coalition (via phone)
Ian Golden, Immediate Past President, Brevard County Housing & Human Services (via phone)

Central Florida Cares Health System, Inc. Staff

Maria Bledsoe, Chief Executive Officer
Doug Shaw, Chief Financial Officer
Karla Pease, Executive Assistant

Meeting Called to Order

The Central Florida Cares Health System, Inc. (CFCHS) Executive Committee meeting was held on Tuesday, March 12, 2019 at 3:00 p.m. at Central Florida Cares Health System, Inc., 707 Mendham Blvd., Suite #201, Orlando, FL. The President called the meeting to order at 3:00 p.m.

A motion to approve the February 12, 2019 Executive Committee meeting minutes was made by Wayne Holmes, seconded by Debbie Owens, motion carried.

Financial Report

The CFO reviewed the balance sheet for January 2019 noting that accounts receivables increased. Page 3 shows a list of receivables as of January 31, 2019. DCF funding increased in December which increased the accounts receivables at January 31, 2019. The new FLLINC contract was held up by FLLINC's legal department and CFCHS has since received three payments.

Page 4 shows the current contract amount with Amendment 36 at \$81M. Page 5 is a list of amendments this contract year. Page 6 is the January Statement of Revenues and Expenses. The final bill came in for accounting fees in January. CFCHS paid \$1K to NAMI in support of NAMI Walk. Software development was \$16K and \$12K is paid monthly for support and maintenance to FivePoints. \$16K was paid for FASAMS testing. Software development is capitalized at the end of the year.

The President suggested a budgeted column to be added to the right to get a percentage of where CFCHS is year to date compared to what is budgeted to see anomalies and see what items are over or under budget. If this were shown, then time won't have to be spent explaining items.

Page 7 is utilization rate by OCA in percentages. The green font was placed in the chart to show when CFCHS received the funding. The target is at 58.3% and the network spending is at 55.7%. Page 8 shows dollars spent year to date by OCA. \$44.1M is the network spending and the target was \$46.2M.

The CFO reviewed the OCAs that were outlined in red which are utilizations that are 43% or less. Page 10 is the utilization rate by provider. Page 11 is a list of provider expenditures. The red is underspending for the 7 months ended January 31, 2019.

A motion to approve the financial report as presented was made by Wayne Holmes, Debbie Owens seconded, motion carried.

Organizational Updates

The CEO discussed the following:

- Tallahassee Legislative Updates
 - Met with new DCF Secretary and learned of his priorities/initiatives. The MEs are putting together all unique services by sector for best practices. The network will undergo an ASAM assessment.
 - 10 legislative representatives had a face-to-face meeting with the CEO. Four were new to CFCHS. Most were not on Health and Human Services Committees.
 - The bill, Road to Recovery Act, by Senator Rouson will potentially be funded for \$35M for care coordination, housing, acute care detox, recovery support services, etc.
- Grant Writer – An offer was made, but the offer was declined. CFCHS will repost, but a consulting basis may need to be considered.
- Reinvestment Grant for Brevard County – This grant has been recommended to the DCF Secretary for funding.
- GHME1 Contract – CEO asked the DCF Secretary whether the department intended to procure the ME contracts. He indicated that if they were not on a corrective action plan and meeting your deliverables, he did not see why they would procure. He indicated he would need to look into this and promised to get back within a few weeks. The CEO will follow up.
 - Draft letter from the Board was projected. The CEO will ask stakeholders for a letter of support as well. Members agreed this letter is a good idea. Debbie Owens had one correction to the letter. Once this change is made, the President will sign and will be provided to the local DCF office at the end of the week.
 - CEO met with Glen Casel, CBC of Central Florida. He is aware our contract is coming to an end and asked for a joint application. Internally this was discussed. The President asked what the benefit would be to CFCHS. The CEO indicated cost sharing, staffing, and contracts, but not

necessarily in the service delivery. Members viewed their opposition to the joint venture. The CEO commented that if the contract did go out for RFP, CFCHS would proceed on our own, and is opposed to a joint venture. Some type of unique service delivery could be incorporated into the proposal that involves the Child Welfare population. Members discussed and will be tabled at this point until we know if a renewal of the contract will be accepted or if it goes to RFP.

- Ad-Hoc Contracts Committee – will be formed to review FY19-20 contracts.
- Tech Soup – Since our mission was revised, the CIO contacted Microsoft and CFCHS has been approved. It was suggested to have the CIO be in attendance at the next Board meeting so the Board can recognize his efforts.

By-Laws and BOD Policy Review

The CEO asked if the Executive Committee would review the by-laws and policies. There are minimal changes. The Executive Committee agreed they would review.


Other/Public Input – The President indicated that he will be transitioning off the Board and Committees and the next Executive Committee will be his last meeting, as he is moving on May 10th. The CEO indicated she would be looking for someone to fill in for the Secretary, as the Secretary will be moving up to Vice President. The Vice President will then act as the President.

Executive Committee Meeting

Tuesday, April 9, 2019 at 3:00 pm.

Debbie Owens made the motion to adjourn, Wayne Holmes seconded, motion carried.

The meeting adjourned at 3:57 pm.



Charles Rogers, President



Karla Pease, Recording Secretary

Executive Committee Agenda
Tuesday, March 12, 2019
3:00 PM – 5:00 PM
Central Florida Cares Health System, Inc.
Board Room



I. Welcome/Introductions	Charles Rogers	2 minutes
II. Approve Minutes <ul style="list-style-type: none">February 12, 2019	Charles Rogers Group	2 minutes
III. Financial Report <ul style="list-style-type: none">January Financial Report	Mark Broms Doug Shaw	20 minutes
IV. Organizational Updates <ul style="list-style-type: none">Legislative updatesGrant WriterGHME1	Maria Bledsoe	10 minutes
V. By-Laws and BOD Policy Review <ul style="list-style-type: none">Participation RequestMay 1st send to participants for reviewDiscussion at May 14th Exec. Comm. Mtg.Post on CFCHS' website on May 20thVote at BOD Meeting on June 20th	Maria Bledsoe	10 minutes
VI. Other/Public Input	Group	3 minutes/person
VII. Adjourn - Executive Committee Meeting <ul style="list-style-type: none">April 9, 2019, 3:00 pm to 5:00 pm	Group	2 minutes

**Executive Committee Meeting Minutes
Tuesday, February 12, 2019
Central Florida Cares Health System, Inc.
Board Room**

Central Florida Cares
Health System



ATTENDANCE

Board of Directors Present:

Charles Rogers, President, ELC Osceola County
Debbie Owens, Vice President, Seminole Prevention Coalition
R. Wayne Holmes, Secretary, Retired Asst. State's Attorney/Community Advocate
Mark Broms, Treasurer, Brevard Homeless Coalition
Ian Golden, Immediate Past President, Brevard County Housing & Human Services

Central Florida Cares Health System, Inc. Staff

Maria Bledsoe, Chief Executive Officer (via phone)
Anna Lowe, Chief Operating Officer
Doug Shaw, Chief Financial Officer
Karla Pease, Executive Assistant

Meeting Called to Order

The Central Florida Cares Health System, Inc. (CFCHS) Executive Committee meeting was held on Tuesday, February 12, 2019 at 3:00 p.m. at Central Florida Cares Health System, Inc., 707 Mendham Blvd., Suite #201, Orlando, FL. The President called the meeting to order at 3:00 p.m.

A motion to approve the January 8, 2019 Executive Committee meeting minutes was made by Mark Broms, seconded by Wayne Holmes, motion carried.

Financial Report

The CFO reviewed the balance sheets for the first 6 months of the FY. Cash went down in December due to receiving \$5.7M from DCF and paying out \$6.9M in provider bills. Deferred revenue rose since CFCHS billed more than was received from DCF. The year-end balance sheet shows prior year's excess revenues (expenses) of \$380K for each month this FY.

Page 3 is the Statement of Revenues and Expenses and were also reviewed for the last 6 months. Revenues go up and down due to CFCHS billing according to what was spent. A new category was discussed: Other Revenue and Expenses for donation revenue and donation expenses. The CFO reviewed with members the types of donations received this FY and categorized them in the month of December. Non-cash contributions are revenue and expense at the same time. \$116 was received in cash. \$1,460 was received in non-cash donations (Aflac t-shirts, Panera Bread, Illusionist, Applebee's Restaurant, etc.).

Page 4 is the utilization rate by OCA in percentages. The arrows placed in the chart show when CFCHS received the funding. The target is at 44.95% and the network spending is at 50%. Underspending went up due to new funds added in Amendment 36. Overspending went up to \$1.790M.

Page 5 shows dollars spent year to date by OCA. \$37.2M is the network spending and the target was \$39.6M.

On page 6, the CFO reviewed the OCAs that were outlined in red and indicated there are no areas of concern.

Pages 7 and 8 show the utilization rate by provider and expenditures by provider through December 31, 2018.

The expenditures by provider were listed by dollar amounts on page 9. The network spent \$37M. The Past President mentioned to show a chart what is being spent compared to their budget might be helpful. Mark Broms, Chair of the Finance Committee, mentioned this was discussed in the last Finance Committee meeting.

Page 10 is a list of the GHME1 Amendments.

A motion to approve the financial report as presented was presented by Mark Broms, Wayne Holmes seconded, motion carried.

Organizational Updates

The COO discussed the following:

- Consumer will present at board meeting on success due to care coordination.
- MDL Opioid Suit – The presiding judge amended the suit to expand the scope. The requested documents were provided to the attorney.
- Toney Group/Well Care – met with Well Care. Discussed respective scope of work, identified opportunities for improving follow up on covered services (recouping for paid Medicaid services), after they finish meeting with all MEs a next steps plan will be developed.
- Grant Writer – interviews are on-going.
- FAME coordinating meeting with new secretary for the first week of March. FAME has met the new secretary.
- CFCHS submitted Reinvestment Grant.
- CFCHS submitted legislative appropriation for SOAR in region.

The Chair inquired if CFCHS had reached out to Rollins College for grant writing candidates.

Other/Public Input – Ian Golden stated he attended a Florida Association of County Human Service Administrators meeting last Friday. Nikaury Munoz and Natalie Kelly were there, as well. After the presentation was over and others left, Olivet Carter, the manager of the Human Service programs from Seminole County mentioned that was the first time he had ever seen

anyone from CFCHS. Ian offered to get Olivet Maria's contact information so CFCHS can reach out to these administrators.

Ian also mentioned about a program called Low Income Pool for hospitals and federally qualified health clinics where local dollars are given to OCA and draw down matching federal dollars. There is a waiver that was passed in December that expanded the program from hospitals and QHC's to include central receiving centers and Baker Act receiving centers.

Anna mentioned it may not go along with CFCHS' strategy since they have been reducing what we pay for in Baker Act beds and paying for community-based services instead of beds with greater success. That is the reason for care coordination.

The CEO commented on the Seminole County meeting where ValMarie Turner was contacted, but she is no longer working there, and the CEO was working with the county's secretary that heads up the meetings and they never responded. The CEO gave Natalie Kelly names and dates where she had tried to follow up on several occasions. The CEO will follow up on her end with Olivet.

Executive Committee Meeting

Tuesday, March 12, 2019 at 3:00 pm.

Wayne Holmes made the motion to adjourn, Debbie Owens seconded, motion carried.

The meeting adjourned at 3:34 pm.

Charles Rogers, President

Karla Pease, Recording Secretary

Central Florida Cares Health System, Inc. January 2019 Financials

Presented by Doug Shaw, CFO

Central Florida Cares Health System, Inc
Statement of Financial Position - Unaudited
For the seven months ended 1/31/2019

	<u>1/31/2019</u>	<u>12/31/2018</u>
Assets		
Current Assets		
TD Bank	3,090,348	3,955,830
Accounts Receivable	12,178,438	11,888,252
Prepaid Insurance	12,653	15,184
Prepaid Expenses	16,844	16,844
Deposits	26,375	26,375
Total Current Assets	<u>15,324,658</u>	<u>15,902,484</u>
Long-term Assets		
Property & Equipment	1,110,933	1,110,933
Accum Depreciation	(917,783)	(917,783)
Total Long-term Assets	<u>193,150</u>	<u>193,150</u>
Total Assets	<u><u>15,517,809</u></u>	<u><u>16,095,634</u></u>
Liabilities		
Short-term Liabilities		
Accounts Payable	6,928,225	6,458,891
Wages Payable	117,536	101,753
Federal Payroll Taxes Payable	8,992	7,784
403(b) Payable	2,498	6,848
Deductions Payable	897	897
Deferred Revenue	1,085,670	1,128,452
CarryForward Funds	2,062,083	2,085,399
Interest & Other Payable to DCF	8,080	34,116
Advance Due to DCF CY	4,880,230	5,856,275
Total Short-term Liabilities	<u>15,094,211</u>	<u>15,680,414</u>
Total Liabilities	<u>15,094,211</u>	<u>15,680,414</u>
Unrestricted Net Assets:		
Prior Year Excess Revenues	380,605	380,605
Curr Year Excess Revenues	42,992	34,615
Total Unrestricted Net Assets	<u>423,598</u>	<u>415,220</u>
Total Liabilities and Net Assets	<u><u>15,517,809</u></u>	<u><u>16,095,634</u></u>

CFCHS Accounts Receivables @1/31/2019

Customer ID	Invoice Number	Invoice Date	Total
DCF	Dec2018 Rev Entry	12/31/2018	6,064,873.25
DCF	Jan2019 Rev Entry	1/31/2019	6,064,873.25
Total DCF			12,129,746.50
FCCM	000081	10/31/2018	8,833.34
FCCM	000083	11/30/2018	8,833.34
FCCM	000085	12/31/2018	8,833.34
FCCM	000087	1/31/2019	8,833.34
Total FCCM			35,333.36
OCHS	000082	10/31/2018	6,679.17
OCHS	000088	1/31/2019	6,679.17
Total OCHS			13,358.34
Report Total			\$ 12,178,438.20

DCF Contract

Amendment 36 – Schedule of Payments

Signed 12/21/2018

F2-1 Table 7 specifies the schedule of payments for the current fiscal year of this Contract.

Table 7 - Schedule of Payments for Fiscal Year 2018-19						
Month of Services	FY Contract Balance Prior to Payment	Fixed Payment Amount	FY Contract Balance after this Payment	Invoice Packet Due Date	Progress and Expenditure Report Period	Funding Amendments After This Payment
Annual Advance	\$ 70,275,305.00	\$ 11,712,550.83	\$ 58,562,754.17	7/1/2018	N/A	
Jul-18	\$ 58,562,754.17	\$ 4,880,229.51	\$ 53,682,524.66	8/20/2018	July	\$ 9,037,726.00
Aug-18	\$ 62,720,250.66	\$ 5,701,840.96	\$ 57,018,409.70	9/20/2018	August	
Sep-18	\$ 57,018,409.70	\$ 5,701,840.97	\$ 51,316,568.73	10/20/2018	September	
Oct-18	\$ 51,316,568.73	\$ 5,701,840.97	\$ 45,614,727.76	11/20/2018	October	\$ 600,000.00
Nov-18	\$ 46,214,727.76	\$ 5,776,840.97	\$ 40,437,886.79	12/20/2018	November	\$ 2,016,226.00
Dec-18	\$ 42,454,112.79	\$ 6,064,873.25	\$ 36,389,239.54	1/20/2019	December	
Jan-19	\$ 36,389,239.54	\$ 6,064,873.25	\$ 30,324,366.29	2/20/2019	January	
Feb-19	\$ 30,324,366.29	\$ 6,064,873.25	\$ 24,259,493.04	3/20/2019	February	
Mar-19	\$ 24,259,493.04	\$ 6,064,873.26	\$ 18,194,619.78	4/20/2019	March	
Apr-19	\$ 18,194,619.78	\$ 6,064,873.26	\$ 12,129,746.52	5/20/2019	April	
May-19	\$ 12,129,746.52	\$ 6,064,873.26	\$ 6,064,873.26	6/20/2019	May	
Jun-19	\$ 6,064,873.26	\$ 6,064,873.26	\$ -	8/15/2019	June	
Total FY Payments		\$ 81,929,257.00				

GHME1 Amendments

Amendment Number	Executed	Purpose	Budget
Final FY1718			\$72,746,048
33	8/16/18	FY1819 Complete Re-write, no budget yet	-
34	9/20/18	FY1819 Budget	\$79,313,031
35	11/9/18	Added \$600k for Phoenix Affiliates Proviso	\$79,913,031
36	12/21/18	Added \$2,016,226 for SOR	\$81,929,257
37	DCF Drafting	To add \$1,632,600 for Hurricane Maria \$947,983 for STR	\$84,509,840

Central Florida Cares Health System, Inc.
Statement of Revenues and Expenses - Unaudited
For the Month and Seven Months Ended 1/31/2019

	Jan 2019	YTD
Program Services Revenue:		
DCF	\$ 7,107,017	\$ 46,116,919
FLINC	8,833	51,194
Orange County	6,679	46,754
Total Operating Revenue	7,122,529	46,214,867
Expenditures:		
Program Services Expenses	6,890,297	44,668,980
Personnel Expenses	161,926	1,057,497
403(b) Fees	-	469
Accounting Fees	2,186	18,186
Conferences & Conventions	1,359	6,205
DCF Unallowables	26	26
Dues & Subscriptions	377	32,310
Insurance	2,531	17,152
Legal Fees	2,403	4,007
Needs Assessment/Benchmarking	-	15,752
Office Equipment	36	1,286
Office Furn & Fixture	-	574
Outreach and Awareness	1,000	1,000
Payroll Processing Fees	586	4,168
Printing & Publications	-	4,316
Professional Services Other	1,314	9,198
Recruiting and Screening	-	598
Rent-Building	15,759	110,315
Rent-Equipment	607	3,548
Software Development	16,293	79,389
Software Expense	12,239	95,909
Supplies & Postage	171	2,987
Telephone, Internet & Conf	3,200	21,292
Trainings & Seminars	1,724	5,332
Travel Local & In-State	119	11,311
Total Expenditures	7,114,152	46,171,806
Operating Revenue over Expenditures	8,378	43,061
Other Revenue and Expenses:		
Contribution Revenue	-	1,576
Contribution Revenue	-	(1,644)
Net Other Revenue (Expense)	-	(68)
Net Revenue over Expenditures	\$ 8,378	\$ 42,992

Utilization Rate by OCA YTD 1/31/2019

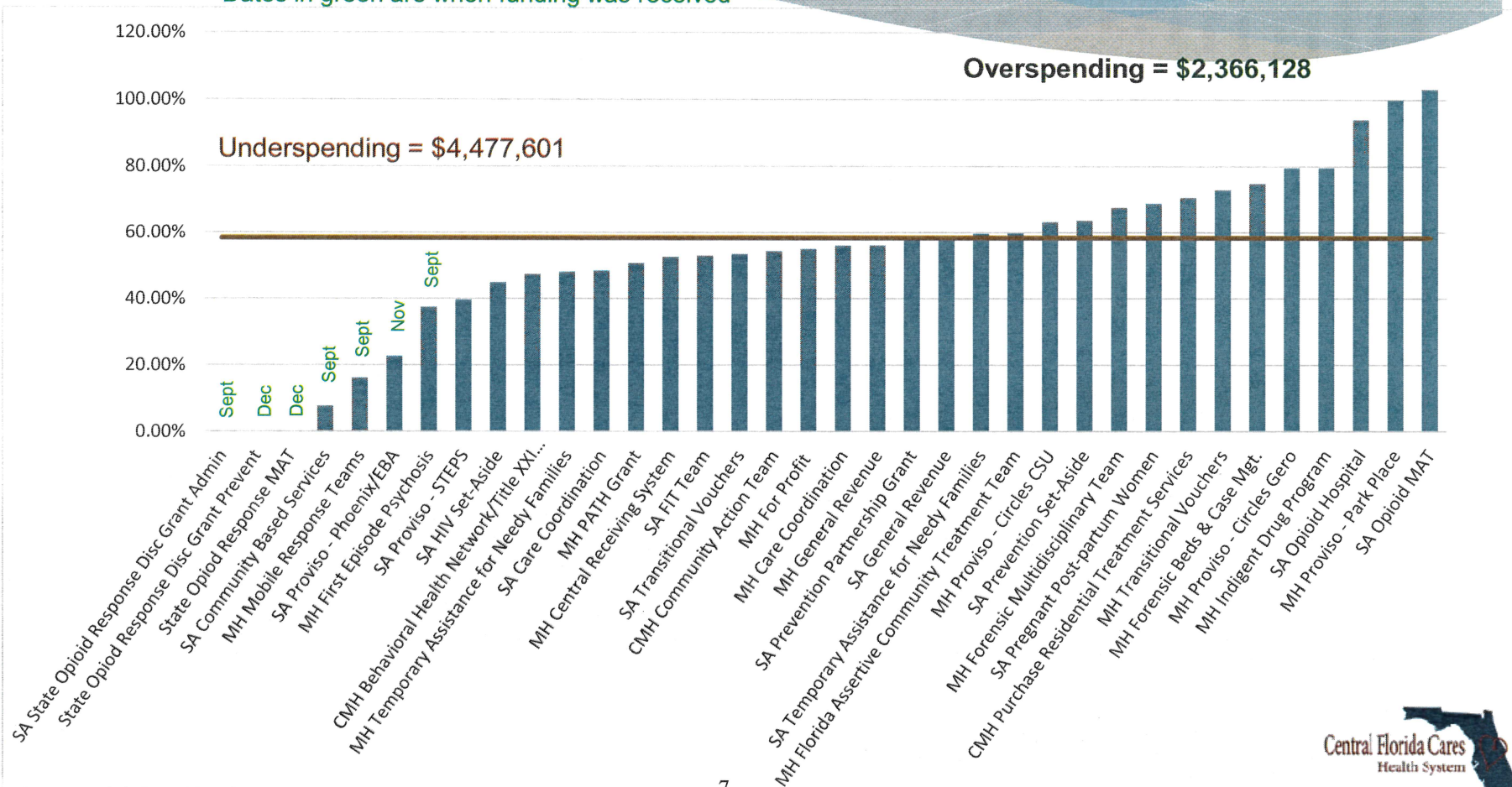
Network = 55.7%

Target = 58.3%

Dates in green are when funding was received

Overspending = \$2,366,128

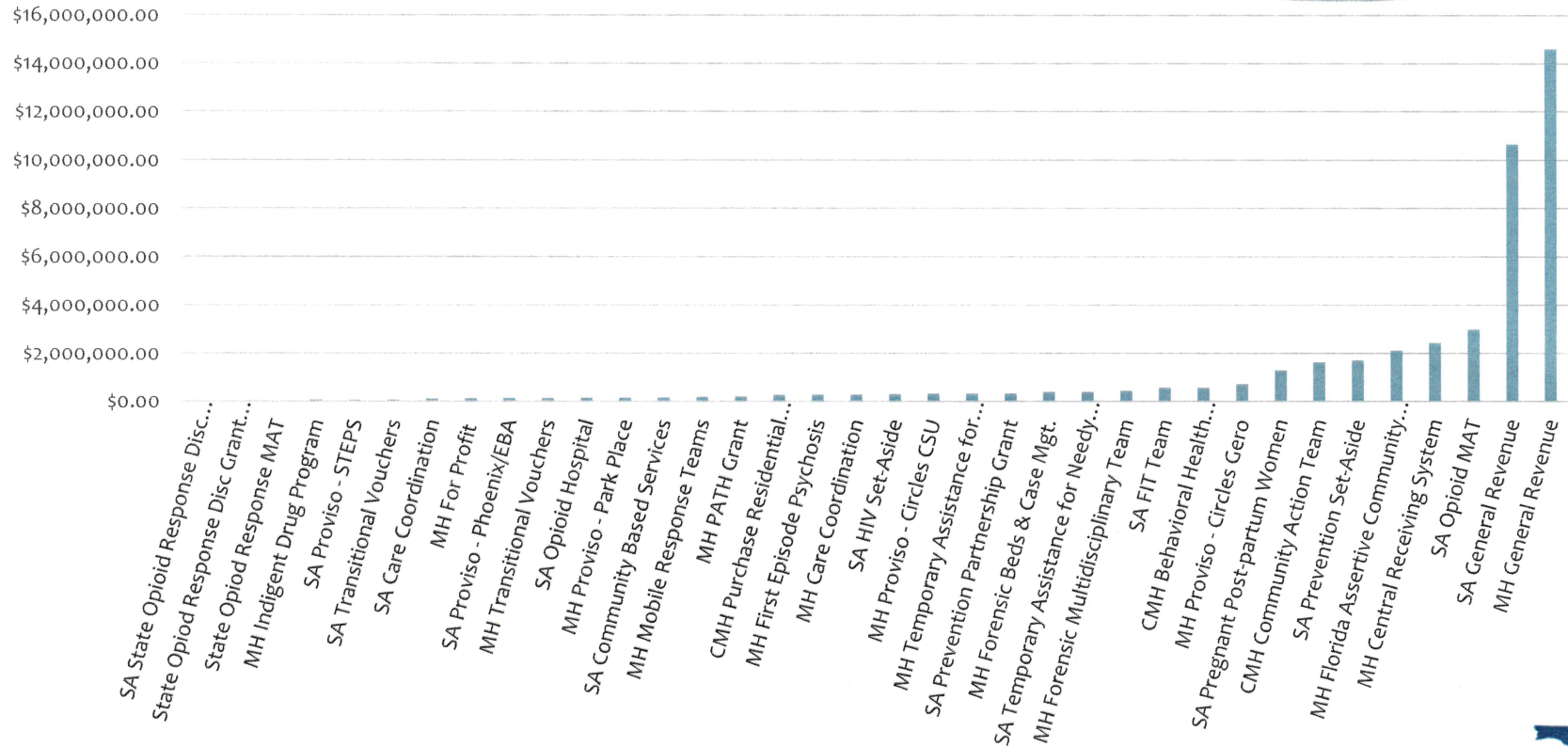
Underspending = \$4,477,601



Expenditures by OCA

YTD 1/31/2019

Network = \$44,160,883
 Target = \$46,272,357



Fiscal Year 7/1/18 – 6/30/19

JANUARY 2019 YTD - OCA EXPENDITURE and UTILIZATION SUMMARY

OCA Description	Sch of Funds (Amend 36)	Expenditures Thru Jan2019	% Utilization	Target	Notes
ME Admin Costs	\$2,357,779	\$1,346,942	57.1%	58.3%	
ME Care Coordination	\$144,938	\$70,217	48.4%	58.3%	
ME Housing Coordination	\$102,500	\$60,948	59.5%	58.3%	
ME TOTAL	\$2,605,217	\$1,478,107	56.7%	58.3%	
General MH – 24hr Care Residential, Ambulatory, CSU, Baker Act, Inpatient Crisis, Prevention	\$26,034,999	\$14,612,491	56.1%	58.3%	
Early Intervention Svc -Psychotic Disorders	\$750,000	\$281,250	37.5%	58.3%	Funded Aug18. Aspire. Evidence Based Practice training is scheduled for March
State Funded for Profit Sub-recipients	\$232,652	\$128,139	55.1%	58.3%	
Grants PATH	\$394,583	\$199,985	50.7%	58.3%	Aspire had a staff vacancy. We may move money from Park Place to Circles
Osceola Mental Health - Park Place	\$150,000	\$149,927	100.0%		
Circles of Care – Crisis Stabilization	\$500,000	\$316,200	63.2%	58.3%	
Circles of Care - Geropsychiatric	\$900,000	\$716,163	79.6%	58.3%	
Purchase of Residential Treatment Svs for Emotionally Disturbed Children and Youth	\$390,183	\$275,280	70.6%	58.3%	
Community Forensic Beds	\$524,474	\$392,504	74.8%	58.3%	
Florida Assertive Community Treatment	\$3,558,091	\$2,126,890	59.8%	58.3%	
Indigent Psychiatric Medication Program	\$69,078	\$54,973	79.6%	58.3%	
Title XXI Children's Health Insurance Program – Behavior Health Network	\$1,192,788	\$565,833	47.4%	58.3%	
MH Care Coordination	\$507,089	\$284,224	56.1%	58.3%	Providers are increasing their care coordinators
Community Forensic Multidisciplinary Teams for Hospital Diversion	\$652,000	\$440,632	67.6%	58.3%	
Temporary Assistance for Needy Families	\$661,245	\$318,313	48.1%	58.3%	Researching moving money to other providers
Community Action Treatment Team	\$3,000,000	\$1,632,426	54.4%	58.3%	
Mobile Crisis Teams	\$1,163,384	\$187,834	16.1%	58.3%	Funded on 9/20. Contract executed on 10/31. Teams in operation. Billing will start in Dec for Devereux and they will bill YTD.
Centralized Receiving Facilities	\$4,618,430	\$2,430,393	52.6%	58.3%	
Transition Vouchers Mental Health	\$189,009	\$137,831	72.9%	58.3%	
SA Services and Support	\$18,089,504	\$10,650,730	58.9%	58.3%	
HIV Services	\$675,294	\$303,355	44.9%	58.3%	Researching moving money to other providers
Prevention Services	\$2,701,177	\$1,718,255	63.6%	58.3%	
Prevention Partnership Grant	\$571,106	\$331,131	58.0%	58.3%	
FL Targeted Response to Opioid-Hospital	\$150,000	\$141,101	94.1%	58.3%	Program is open and serving clients. Provider had technical barriers entering data. Problem resolved in Oct. Increased locations to FL Hosp, Orl Health. 2nd highest in state in STR spending.
FL Response to Opioid Crisis	\$2,897,520	\$2,990,069	103.2%	58.3%	2nd highest in state in STR spending.
Projects Expansion of Substance Abuse Services for Pregnant Women and their Families	\$1,883,426	\$1,295,546	68.8%	58.3%	
Family Intensive Treatment	\$1,062,184	\$563,202	53.0%	58.3%	Family enrollment in on target. As usual, we will carryforward any unspent funds.
Phoenix Affiliates	\$600,000	\$135,745	22.6%	58.3%	Funding received 9.20.18, contract executed 9.25.18. Spending is getting started now.
Specialized Treatment, Education and Prevention Services-Women's Residential Treatment	\$150,000	\$59,471	39.6%	58.3%	Billing to CFCHS will increase because other funding sources were spent first
Care Coordination	\$217,324	\$105,200	48.4%	58.3%	Providers are increasing their care coordinators
Temporary Assistance for Needy Families	\$660,359	\$393,673	59.6%	58.3%	
Community Based Services	\$2,039,181	\$156,458	7.7%	58.3%	Funding received 9/20/18. SOC and Contracts working together to allocate in accordance with our LBR and wait list. Oct SOC and Contracts allocated the funds, obtained Executive Committee approval, and began discussions with providers. Nov Amemdments finalized.
State Opioid Response Disc Grant Admin	\$104,316	\$0	0.0%	58.3%	received funding on 12/21/18
State Opioid Response Disc Grant Prevent	\$149,022	\$0	0.0%	58.3%	received funding on 12/21/18
State Opioid Response MAT	\$1,762,888	\$0	0.0%	58.3%	received funding on 12/21/18
Transition Vouchers Substance Abuse	\$122,734	\$65,661	53.5%	58.3%	
PROVIDER TOTAL	\$79,324,040	\$44,160,884	55.7%		
TOTAL	\$81,929,257	\$45,638,991	55.7%		

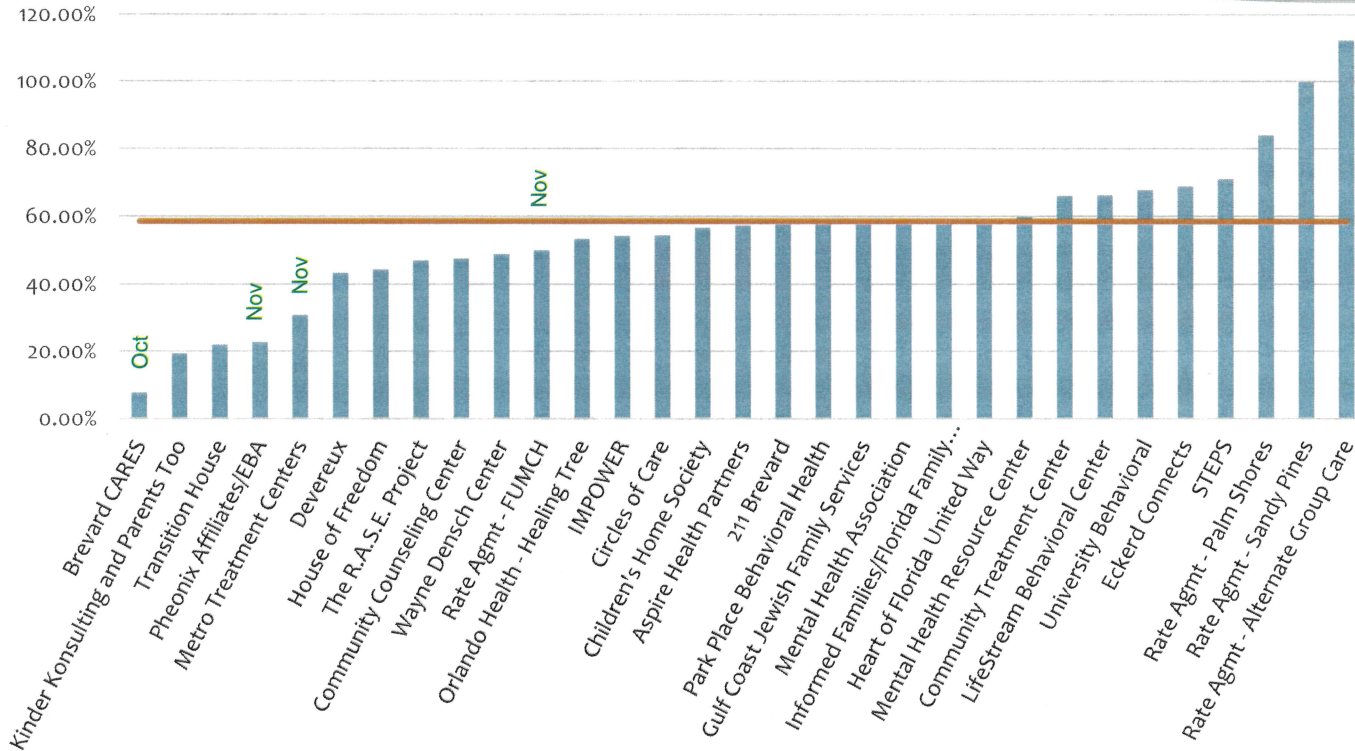
Highlighted in red if < 43% (75%x58.3%)

Utilization Rate by Provider YTD 1/31/2019

Network = 55.7%

Target = 58.3%

Dates in green are when funding was received



Provider Expenditures – January 2019 YTD

Provider	1819 Budget	Expenditures thru Jan2019	Over(Under) thru Jan2019*	Notes
Rate Agmt - Palm Shores	\$7,776	\$6,525	\$1,989	
Rate Agmt - FUMCH	17,910	8,929	(1,519)	
Kinder Konsulting and Parents Too	19,417	3,752	(7,575)	
Rate Agmt - Alternate Group Care	21,360	24,000	11,540	
Rate Agmt - Sandy Pines	50,264	50,264	20,943	
Mental Health Association	75,000	43,750	0	
Orlando Health - Healing Tree	101,075	53,751	(5,209)	
211 Brevard	146,213	84,841	(450)	
Informed Families/Florida Family Partne	150,000	87,500	0	
Gulf Coast Jewish Family Services	150,166	87,597	(0)	
Heart of Florida United Way	172,569	100,665	0	
Brevard CARES	183,410	14,123	(92,866)	Started Oct
The R.A.S.E. Project	232,188	109,114	(26,329)	working with them
Community Counseling Center	271,178	128,827	(29,360)	
University Behavioral	274,809	185,961	25,656	
Wayne Densch Center	324,869	158,540	(30,967)	Added \$91k funding in Nov18
House of Freedom	415,571	184,314	(58,102)	
Metro Treatment Centers	500,000	153,930	(137,737)	
Transition House	546,000	120,083	(198,417)	
Community Treatment Center	589,592	388,790	44,861	
Pheonix Affiliates/EBA	600,000	135,745	(214,255)	started 11.1.19
LifeStream Behavioral Center	1,034,050	684,464	81,268	
IMPOWER	1,068,475	577,401	(45,876)	Behind in Oct. At target in Jan.
Eckerd Connects	1,892,219	1,302,070	198,276	
Devereux	1,994,816	863,533	(300,110)	MRT started in Nov. Bnet controlled by the state
Mental Health Resource Center	2,372,635	1,416,978	32,940	
Children's Home Society	2,689,228	1,522,363	(46,353)	
STEPS	2,839,809	2,013,583	357,028	
Park Place Behavioral Health	6,093,915	3,537,285	(17,498)	
Circles of Care	13,698,908	7,432,852	(558,177)	
Aspire Health Partners	39,683,742	22,679,353	(469,496)	
Grand Total	\$78,217,164	\$44,160,884	(\$1,465,795)	

* Over(under) takes the YTD expenditure minus the pro-rated budget.

So, \$44,160,884 - (7/12 x 78,217,164) = -1,465,795.

QUESTIONS

