

**Executive Committee Meeting Minutes
Wednesday, July 10, 2019
Central Florida Cares Health System, Inc.
Board Room**



ATTENDANCE

Board of Directors Present:

Debbie Owens, President, Seminole Prevention Coalition
Mark Broms, Treasurer, Brevard Homeless Coalition
Ian Golden, Past President, Brevard County Housing & Human Services

Central Florida Cares Health System, Inc. Staff

Maria Bledsoe, Chief Executive Officer
Doug Shaw, Chief Financial Officer
Geovanna Gonzalez, Risk Manager
Karla Pease, Executive Assistant

Meeting Called to Order

The Central Florida Cares Health System, Inc. (CFCHS) Executive Committee meeting was held on Wednesday, July 10, 2019 at 3:00 p.m. at Central Florida Cares Health System, Inc., 707 Mendham Blvd., Suite #201, Orlando, FL. The President called the meeting to order at 2:05 p.m.

A motion to approve the June 11, 2019 Executive Committee meeting minutes was made by Ian Golden, Mark Broms seconded, motion carried.

Financial Report

The CFO reviewed the balance sheet as of May 31, 2019. Prepaid expenses went down by the amount of a month's rent since we do not pay the 36th and 37th month of the lease. Deferred revenue went up \$814K, which is what CFCHS bills DCF and what is spent, due to underspending. The carry forward amount is \$1.7M.

The income statement shows \$45K YTD total that was spent for CARF at \$7875, \$34K for needs assessment, FAME \$600, and \$2200 for Payscale for salary benchmarking. Office equipment at \$7802 was for a server and \$2K was for a laptop. \$350 negative printing is a reimbursement for the Coalition for Homelessness.

Page 4 shows how the 88% of May provider bills were paid. The other 12% should be paid today. The carry forward plan was discussed. The ME portion (\$1.9M through May) of the carry forward will be carried forward into next year. Program services started the year with \$2.5M and \$800K was spent.

The CEO said most of the program services were mostly for HIV, SERG, and vouchers. CFCHS is having internal meetings to make better use of vouchers next year. Ian Golden asked for an explanation for the \$86 invoice for mental health services in the FY Expenditure column.

Insurance renewals were due June 30, 2019. Page 6 compares past fiscal years to the current fiscal year.

Ian Golden asked where CFCHS' health insurance costs are shown for employees. The CEO answered it was located in Operations. Ian Golden stated health insurance is a huge burden for everyone. He is asking that CFCHS bring to members what CFCHS would like to do for staff increases and what the insurance costs are. The CEO said CFCHS plays \$500 towards the plan, whether it be a PPO or HMO. CFCHS pays 100% of the vision and dental insurance for the employee. Ian asked how long had it been at \$500. The CEO answered since 2012. Ian asked for the CEO to bring back some options to increase the employer side of medical insurance for the employees. He explained even though there are salary increases, if you keep increasing the amount CFCHS is paying for health insurance, it defeats the purpose of a raise. The CEO said she and the CFO discussed 403(b) alternatives and perhaps CFCHS could alleviate the 5% match for all employees and rather match whatever the employee puts in. CFCHS' operational budget has not changed since 2012. Ian next asked about any way to administer bonuses with the carry forward funds. The CEO explained you cannot have bonuses but you can do a one-time per fiscal year merit based on the employee's performance evaluation and everyone's evaluation would have to be done by the end of the fiscal year.

CFCHS' GHME1 contract ends June 2020. DCF verbally stated the contract would be renewed, but does not know if it will be for a year, 2 years, 5 years, etc. The options for DCF are: 1) let us keep the carry forward dollars or 2) renew us at the original rate.

A few exempt employees' positions may truly be a non-exempt position so those employees may be reclassified in this fiscal year.

Ian Golden suggested a letter be sent to DCF to specify that for 8 years we have been at the same operational budget and the cost of health insurance has increased enormously over these 8 years. Ian stated, "we have been hamstrung and being artificially kept at this lower rate when CFCHS' operational budget should be at X amount."

Ian Golden said to bring the figures discussed to the next Executive Committee and then present to the full board in October. Discussion ensued around MEs not having enough Admin in their budgets and DCF requiring more from the MEs with unfunded mandates.

Page 7 shows Amendment 37 still being the latest amendment. Page 8 shows OCA expenditures and utilization where all red OCAs were briefly discussed. Utilization rate by OCA and provider slides were shown, as well as provider expenditures by utilization and budget.

A motion to approve the May financial report as presented was made by Mark Broms, Ian Golden seconded, motion carried.

Organizational Updates

The CEO discussed the following:

- Legislative – Met with many personnel on a recent trip
- Grant Writer – Moving towards a consultant position
- GHME1 – Mentioned above
- Compliance Committee has not met due to no quorum and resignations from board members. Client Satisfaction Surveys is an automated process taking staff time, paper copies, and 3 staff members to process. Survey Monkey could be implemented on their phones, ipads/tablets, and computers. Ian Golden wanted the ability to process the old way for a year for those persons who have no access to a device.

Ian Golden made a motion to authorize a hybrid system for a year to complete a testing phase for internal staff and then roll out to providers and encourage providers to use the electronic version of the surveys, Mark Broms seconded, motion carried.

- Due to the Compliance Committee not meeting for a year, there are two sets of minutes that need to be passed. Ian Golden stated the President should sign the minutes.

Ian Golden made a motion to authorize the President to administratively approve the Compliance Committee minutes from July 26, 2018 and October 25, 2018, Mark Broms seconded, motion carried.

- The two new board members will be sitting on the Compliance Committee. They are Jules Brace and Luis Delgado.
- FLLINC contract expires at the end of September. Some of CFCCHS' employees are trained in QPR suicide prevention and will continue as part of their role. The network will be assessed for their suicide prevention readiness.
- The First Lady is coming to Central Florida on July 17th.

CEO EVALUATION


Members discussed the CEO's performance evaluation.


Other/Public Input – Brevard Homeless Coalition is the fiscal agent for a \$500K Department of Corrections Reentry Grant. Jarvis Wash is the recipient.

Executive Committee Meeting

The next Executive Committee Meeting will be Thursday, August 15, 2019 at 12:00 pm.

The meeting adjourned at 3:46 pm.


Debbie Owens, President


Karla Pease, Recording Secretary

Executive Committee Agenda
Wednesday, July 10, 2019
2:00 PM – 3:00 PM
Central Florida Cares Health System, Inc.
Board Room



I. Welcome/Introductions	Debbie Owens	2 minutes
II. Approve Minutes <ul style="list-style-type: none">• June 11, 2019	Debbie Owens Group	2 minutes
III. Financial Report <ul style="list-style-type: none">• May Financial Report	Mark Broms Doug Shaw	15 minutes
IV. Organizational Updates <ul style="list-style-type: none">• Legislative updates• Grant Writer• GHME1• Compliance Committee• Executive Comm. Mtg. is 1 day before Board Meeting	Maria Bledsoe	10 minutes
V. CEO Evaluation	Debbie Owens	30 minutes
VI. Other/Public Input	Group	3 minutes/person
VII. Adjourn - Executive Committee Meeting <ul style="list-style-type: none">• August 14, 2019, 2:00 pm to 3:00 pm	Group	2 minutes

**Executive Committee Meeting Minutes
Tuesday, June 11, 2019
Central Florida Cares Health System, Inc.
Board Room**



ATTENDANCE

Board of Directors Present:

Debbie Owens, President, Seminole Prevention Coalition
R. Wayne Holmes, Vice President and Secretary, Retired Asst. State's Attorney/Community Advocate
Mark Broms, Treasurer, Brevard Homeless Coalition
Ian Golden, Past President, Brevard County Housing & Human Services

Central Florida Cares Health System, Inc. Staff

Maria Bledsoe, Chief Executive Officer
Doug Shaw, Chief Financial Officer
Trinity Schwab, Director of Contracts
Karla Pease, Executive Assistant

Meeting Called to Order

The Central Florida Cares Health System, Inc. (CFCHS) Executive Committee meeting was held on Tuesday, June 11, 2019 at 3:00 p.m. at Central Florida Cares Health System, Inc., 707 Mendham Blvd., Suite #201, Orlando, FL. The President called the meeting to order at 3:02 p.m.

A motion to approve the May 14, 2019 Executive Committee meeting minutes was made by Ian Golden, Wayne Holmes seconded, motion carried.

Financial Report

The CFO presented the FivePoints analysis of FY bills, where maintenance is \$12,010/month and Amendment 1 was for \$74,995 with three different deliverables for FASAMS programming and testing and Amendment 2 was for \$30K for migration from SAMHIS to FASAMS.

The CEO spoke about the FASAMS statewide meeting last month and CFCHS is in line with data reporting with other MEs. The new administration acknowledged there are issues in the development and have hired a consulting agency to look into. CFCHS asked FivePoints for an additional proposal, they did submit the proposal, however, it has not been reviewed internally yet. This proposal will bring on the new development pieces and add additional support for our network.

The CFO reviewed the balance sheet as of April 30, 2019. Cash is down to \$700K and was at \$1.3M at the end of March, and \$2.9M a year ago. Page 4 is the direct method of the Cash Flow Schedule. Page 5 is the Cash Flow Forecast showing how providers were paid 92% last month.

The CEO reviewed with members the history of how the holding of 3 months of operating expenses came about. There was a Board discussion in February 2014 to set aside 3 months of operating costs to operate the agency and pay the providers based on a percentage of what CFCHS had left. The CEO stated language would need be added to the Financial Policies & Procedures Manual.

Ian Golden made a motion to always have three (3) months of ME operating cash held in reserves and put language into the policy, Mark Broms seconded, motion carried.

Page 6 is the income statement where \$8K was spent on office equipment and \$2800 in needs assessment was for \$600 for a FAME consulting fee and \$2200 for Payscale for salary benchmarking. Page 7 shows Amendment 37 is still the latest amendment. Page 8 shows OCA expenditures and utilization where all red OCAs were briefly discussed. Utilization rate by OCA and provider slides were shown, as well as provider expenditures by utilization and budget.

A motion to approve the April financial report and recommend to the full board as presented was made by Mark Broms, Wayne Holmes seconded, motion carried.

Organizational Updates

The CEO discussed the following:

- Legislative – Still waiting on the final budget.
- Grant Writer – Potential candidate. Waiting on test results.
- GHME1 Contract – Spoke with Sharron Washington, who is the new DCF Regional Director, and indicated there were internal DCF meeting happening now regarding the GHME1 contract. None of the 4 MEs, whose contracts are expiring, have experienced any movement from DCF.
- End-of-year reconciliation with DCF will be relying on MEs current data for final payment rather than FASAMS at this point.
- DCF developed an innovation committee and are bringing performance measures down and change MEs outcomes.
- Sheriff Gualtieri, the chair for the Marjorie Stoneman Douglas Commission, is learning about the MEs and how they manage the system of care. There have been recent media inquiries regarding schools and what has happened with the money given to them for the behavioral health piece.
- CFCHS' Needs Assessment is finished. CFCHS is the only ME that has the needs assessment completed. DCF wants a copy of our assessment. DCF shared CFCHS' scope/format with other MEs. Theirs will mirror CFCHS'. DCF added a few more areas of scope and we will amend CFCHS' and have asked for a proposal from the Health Council.
- CEO will be in Tallahassee during the June Board meeting.
- FLLINC second contract signed for up to \$51K or a minimum of \$30,500.
- Media inquiry from a reporter regarding Pulse.

CEO EVALUATION

This will be tabled until the next meeting.

Ian Golden made a motion to table the CEO Evaluation to the next committee meeting, Mark Broms seconded, motion carried.

Other/Public Input

Ian Golden mentioned he has the updated medical examiner stats regarding opioids in Brevard County and will forward to the CEO.

The President has a grant opportunity she wanted to forward the email to the Executive Committee. She forwarded to the Executive Assistant, who in turn forwarded it to the Committee.

Executive Committee Meeting

The new time is Wednesday, July 10, 2019 at 2:00 pm.

Wayne Holmes made the motion to adjourn, Mark Broms seconded, motion carried.

The meeting adjourned at 4:06 pm.

Debbie Owens, President

Karla Pease, Recording Secretary

DRAFT

Central Florida Cares Health System, Inc. May 2019 Financials

Presented by Doug Shaw, CFO

Central Florida Cares Health System, Inc
Statement of Financial Position - Unaudited
At 5/31/2019 and 4/30/2019

	<u>5/31/2019</u>	<u>4/30/2019</u>
Assets		
Current Assets		
TD Bank	722,171	700,535
Accounts Receivable	13,195,159	13,193,005
Prepaid Insurance	2,531	5,061
Prepaid Expenses	1,550	15,759
Deposits	26,375	26,375
Total Current Assets	<u>13,947,786</u>	<u>13,940,736</u>
Long-term Assets		
Property & Equipment	1,110,933	1,110,933
Accum Depreciation	(917,783)	(917,783)
Total Long-term Assets	<u>193,150</u>	<u>193,150</u>
Total Assets	<u><u>14,140,936</u></u>	<u><u>14,133,886</u></u>
Liabilities		
Short-term Liabilities		
Accounts Payable	7,298,464	6,858,148
Wages Payable	91,595	124,221
Federal Payroll Taxes Payable	7,007	20,914
403(b) Payable	7,285	6,403
Deductions Payable	1,348	1,280
Deferred Revenue	3,569,018	2,754,350
CarryForward Funds	1,734,014	1,965,782
Interest & Other Payable to DCF	8,281	4,644
Advance Due to DCF CY	976,046	1,952,092
Total Short-term Liabilities	<u>13,693,058</u>	<u>13,687,833</u>
Total Liabilities	13,693,058	13,687,833
Unrestricted Net Assets:		
Prior Year Excess Revenues	380,606	380,605
Curr Year Excess Revenues	67,271	65,447
Total Unrestricted Net Assets	<u>447,878</u>	<u>446,053</u>
Total Liabilities and Net Assets	<u><u>14,140,936</u></u>	<u><u>14,133,886</u></u>



Central Florida Cares Health System, Inc.
Statement of Revenues and Expenses - Unaudited
For the Month and Eleven Months Ended 5/31/2019

	<u>May 2019</u>	<u>YTD</u>
Program Services Revenue:		
DCF	\$ 6,974,136	\$ 74,189,784
FLINC	8,833	86,527
Orange County	6,679	73,471
Total Operating Revenue	<u>6,989,649</u>	<u>74,349,782</u>
Expenditures:		
Program Services Expenses	6,743,053	71,909,859
Personnel Expenses	162,326	1,669,558
403(b) Fees	281	1,825
Accounting Fees	-	18,186
Conferences & Conventions	8,474	24,869
DCF Unallowables	-	1,378
Dues & Subscriptions	794	35,948
Insurance	2,531	27,275
Legal Fees	-	4,357
Needs Assessment/Benchmarking	26,670	45,222
Office Equipment	7,802	19,199
Office Furn & Fixture	-	574
Outreach and Awareness	-	1,000
Payroll Processing Fees	153	6,402
Printing & Publications	(350)	3,966
Professional Services Other	1,314	14,454
Recruiting and Screening	-	770
Rent-Building	15,759	173,352
Rent-Equipment	460	5,981
Software Development	-	105,173
Software Expense	12,054	146,857
Supplies & Postage	197	3,927
Telephone, Internet & Conf	2,615	33,851
Trainings & Seminars	1,300	7,967
Travel Local & In-State	2,391	20,489
Total Expenditures	<u>6,987,824</u>	<u>74,282,441</u>
Operating Revenue over Expenditures	1,825	67,341
Other Revenue and Expenses:		
Contribution Revenue		1,576
Contribution Revenue		(1,644)
Net Other Revenue (Expense)	-	(68)
Net Revenue over Expenditures	<u>\$ 1,825</u>	<u>\$ 67,272</u>



- We Paid 88% of May's Provider bills in June
- Will pay the 12% balance in Mid-July

Cash Flow Forecast 6.20.19					
					88%
		If providers paid 100%		If providers paid	
Date	Description	+ or -	Bal	+ or -	Bal
6/20/19	Cash balance @ 6.20.19		6,729,935		6,729,935
6/27/19	Provider checks	(6,703,910)	26,025	(5,899,441)	830,494
6/28/19	vendor, employee checks	(35,000)	(8,975)	(35,000)	795,494
6/28/19	payroll	(60,000)	(68,975)	(60,000)	735,494
6/28/19	401k	(5,800)	(74,775)	(5,800)	729,694
7/1/19	health ins	(14,700)	(89,475)	(14,700)	714,994
7/3/19	humana, aflac, MoO	(3,000)	(92,475)	(3,000)	711,994
7/12/19	payroll	(60,000)	(152,475)	(60,000)	651,994
7/12/19	401k	(5,800)	(158,275)	(5,800)	646,194
7/15/19	DCF pmt	6,580,990	6,422,715	6,580,990	7,227,184
3 months of op exp cash Feb19-Apr19 actual			624,985		



Carry Forward Plan – May 31, 2019

Category	7/1/2018 Carry Forward Balance	FY Expenditures thru May2019	Remaining Carry Forward
ME			
ME Admin	\$ 892,259		\$ 892,259
ME Housing	169,184		169,184
ME Care Coordination	132,490		132,490
	1,193,933	-	1,193,933
Service			
MH000 - Mental Health Services	72,626	86	72,539
MH013 - UCF PYSD Clinic	255,176	255,176	-
MH071 - Purchase of Residential Treatment Services for Emotionally Disturbed Children and Youth (PRTS)	38,093	38,093	(0)
MH0CN - Care Coordination Mental Health	94,650	94,650	-
MH0FH - Forensic Multidisciplinary Teams (FMT)	415,372	319,090	96,282
MHCAT - Community Action Treatment Teams	25,547	12,774	12,773
MH091 - Family Intensive Treatment (FIT)	275,119		275,119
MS0CN - Care Coordination Substance Abuse	165,832	86,129	79,703
MSTRV-ME-Transition Vouchers Substance Abuse	3,663		3,663
	1,346,079	805,998	540,081
	\$ 2,540,012	\$ 805,998	\$ 1,734,014

Insurance premium comparison

Policy Type	FY1718	FY1819			FY1920		
	Premium	Premium	\$Diff	%diff	Premium	\$Diff	%diff
Business Owners - (property, bus income, gen liab)	841.74	841.74	-	0.0%	923.00	\$81.26	9.7%
Workers' Comp	4,073.00	3,479.00	(594.00)	-14.6%	3,345.00	-\$134.00	-3.9%
Professional Liability (Errors and Omissions)	11,597.79	9,259.31	(2,338.48)	-20.2%	10,546.76	\$1,287.45	13.9%
Management Liability (Directors and Officers, employment practices)	8,740.00	4,995.00	(3,745.00)	-42.8%	4,995.00	\$0.00	0.0%
Cyber Liability	10,731.76	10,199.96	(531.80)	-5.0%	9,233.04	-\$966.92	-9.5%
	<u>\$35,984.29</u>	<u>28,775.01</u>	<u>(\$7,209.28)</u>	<u>-20.0%</u>	<u>\$29,042.80</u>	<u>\$267.79</u>	<u>0.9%</u>

GHME1 Amendments

Amendment Number	Executed	Purpose	Budget
Final FY1718			\$72,746,048
33	8/16/18	FY1819 Complete Re-write, no budget yet	-
34	9/20/18	FY1819 Budget	\$79,313,031
35	11/9/18	Added \$600k for Phoenix Affiliates Proviso	\$79,913,031
36	12/21/18	Added \$2,016,226 for SOR	\$81,929,257
37	2/18/19	To add \$1,632,600 for Hurricane Maria \$947,983 for STR	\$84,509,840

May 2019 YTD - OCA EXPENDITURE and UTILIZATION SUMMARY

OCA Description	Sch of Funds (Amend 37)	Expenditures Thru May2019	% Utilization	Target%	Notes - current month comments in red
ME Admin Costs	\$2,357,779	\$2,070,750	87.8%	91.7%	will be about \$90,000 underspent at YE
ME Care Coordination	\$144,938	\$137,988	95.2%	91.7%	
ME Housing Coordination	\$102,500	\$99,601	97.2%	91.7%	
State Opioid Response Disc Grant Admin	\$104,316	\$0	0.0%	91.7%	received funding on 12/21/18. Advertising for a consultant.
ME TOTAL	\$2,709,533	\$2,308,338	85.2%	91.7%	will be about \$175k underspent at YE
General MH – 24hr Care Residential, Ambulatory, GSU, Baker Act, Inpatient Crisis, Prevention	\$26,034,999	\$23,663,666	90.9%	91.7%	
Early Intervention Svc -Psychotic Disorders	\$750,000	\$656,250	87.5%	91.7%	Funded Aug18. Aspire. Evidence Based Practice training is scheduled for March
State Funded for Profit Sub-recipients	\$232,652	\$213,264	91.7%	91.7%	
Grants PATH	\$394,583	\$236,987	60.1%	91.7%	Aspire had a staff vacancy. We may move money from Park Place to Circles. Data issue with Aspire, Park Place is underspent, will move money to another provider, not concerned in total. Still not concerned. Will spend a large amount in June.
FL Hurricane SERG	\$1,632,600	\$7,925	0.5%	91.7%	Added by A37 signed on 2/18/19. Funding came in late, we will not spend it all.
Osceola Mental Health - Park Place	\$150,000	\$150,000	100.0%	91.7%	
Circles of Care – Crisis Stabilization	\$500,000	\$464,628	92.9%	91.7%	
Circles of Care - Geropsychiatric	\$900,000	\$823,095	91.5%	91.7%	
Purchase of Residential Treatment Svs for Emotionally Disturbed Children and Youth	\$390,183	\$351,225	90.0%	91.7%	
Community Forensic Beds	\$524,474	\$487,998	93.0%	91.7%	
Florida Assertive Community Treatment	\$3,558,091	\$3,245,461	91.2%	91.7%	
Indigent Psychiatric Medication Program	\$69,078	\$69,078	100.0%	91.7%	
Title XXI Children's Health Insurance Program – Behavior Health Network	\$1,192,788	\$846,573	71.0%	91.7%	
MH Care Coordination	\$507,089	\$427,945	84.4%	91.7%	Providers are increasing their care coordinators.
Community Forensic Multidisciplinary Teams for Hospital Diversion	\$652,000	\$629,666	96.6%	91.7%	
Temporary Assistance for Needy Families	\$661,245	\$626,401	94.7%	91.7%	Researching moving money to other providers
Community Action Treatment Team	\$3,000,000	\$2,733,490	91.1%	91.7%	
Mobile Crisis Teams	\$1,163,384	\$599,315	51.5%	91.7%	Funded on 9/20. Contract executed on 10/31. Teams in operation. Billing will start in Dec for Devereux and they will bill YTD. Will carry this forward.
Centralized Receiving Facilities	\$4,618,430	\$4,377,235	94.8%	91.7%	
Transition Vouchers Mental Health	\$189,009	\$167,023	88.4%	91.7%	
SA Services and Support	\$18,089,504	\$15,809,282	87.4%	91.7%	
HIV Services	\$675,294	\$494,575	73.2%	91.7%	Researching moving money to other providers. May not spend all of this.
Prevention Services	\$2,701,177	\$2,435,735	90.2%	91.7%	
Prevention Partnership Grant	\$571,106	\$495,385	86.7%	91.7%	
FL Targeted Response to Opioid-Hospital	\$233,697	\$226,763	97.0%	91.7%	Program is open and serving clients. Provider had technical barriers entering data. Problem resolved in Oct. Increased locations to FL Hosp, Orl Health. 2nd highest in state in STR spending. Asking providers to stop enrolling. May get more money from govt or other providers. \$83,597 added by A37 signed 2.18.19
FL Response to Opioid Crisis	\$3,761,806	\$3,761,807	100.0%	91.7%	2nd highest in state in STR spending. May get more money from govt or other providers. \$864,286 added by A37 signed on 2.28.19.
State Opioid Response Disc Grant Prevent	\$149,022	\$69,022	46.3%	91.7%	received funding on 12/21/18. Will spend quickly. Will spend a lot on a media campaign in June.
State Opioid Response MAT	\$1,762,888	\$1,614,667	91.6%	91.7%	received funding on 12/21/18. Will spend quickly
Projects Expansion of Substance Abuse Services for Pregnant Women and their Families	\$1,883,426	\$1,844,612	97.9%	91.7%	
Family Intensive Treatment	\$1,062,184	\$822,892	77.5%	91.7%	Family enrollment in on target. As usual, we will carryforward any unspent funds.
Phoenix Affiliates	\$600,000	\$377,041	62.8%	91.7%	Funding received 9.20.18, contract executed 9.25.18. Spending is getting started now. Provider has requested a no cost extension.
Specialized Treatment, Education and Prevention Services-Women's Residential Treatment	\$150,000	\$133,315	88.9%	91.7%	Billing to CFCHS will increase because other funding sources were spent first
Care Coordination	\$217,324	\$196,738	90.5%	91.7%	Providers are increasing their care coordinators. Researching for a possible data error.
Temporary Assistance for Needy Families	\$660,359	\$539,999	81.8%	91.7%	
Community Based Services	\$2,039,181	\$1,383,471	67.8%	91.7%	Funding received 9/20/18. SOC and Contracts working together to allocate in accordance with our LBR and wait list. Oct SOC and Contracts allocated the funds, obtained Executive Committee approval, and began discussions with providers. Nov Amendments finalized. will carryforward.
Transition Vouchers Substance Abuse	\$122,734	\$71,055	57.9%	91.7%	Working closely with providers. Started late, should be able to carryforward to next year.
PROVIDER TOTAL	\$81,800,307	\$71,053,582	86.9%	91.7%	
TOTAL	\$84,509,840	\$73,361,920	86.8%	91.7%	

Highlighted in red if < 62% (75%x91.7%)



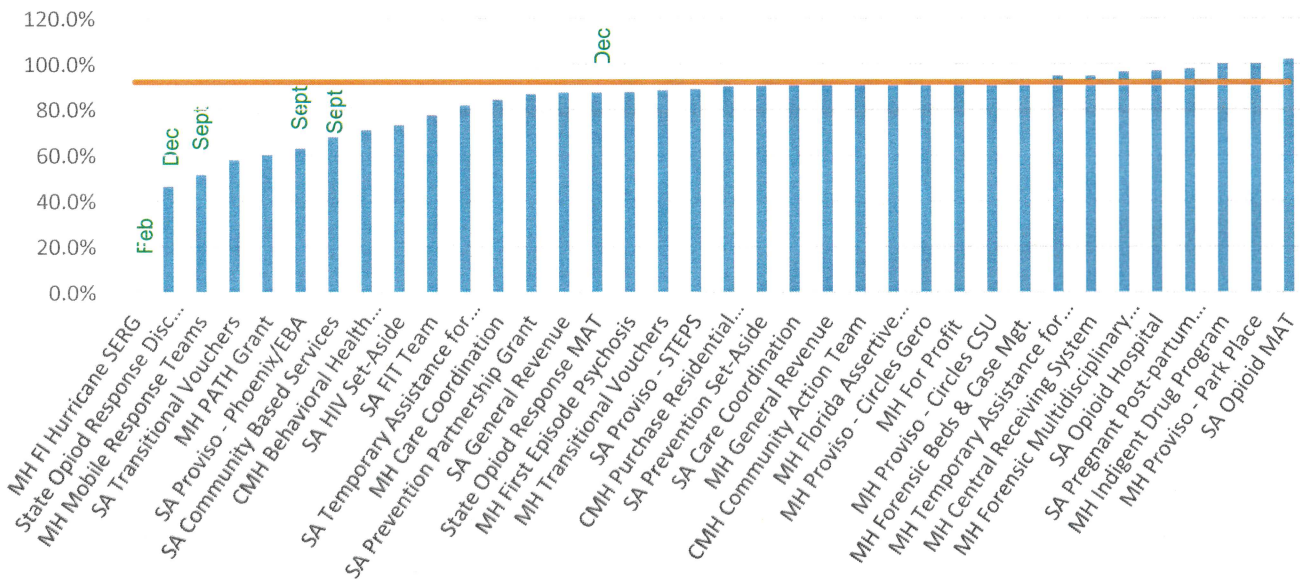
Network = 86.9%
Target = 91.7%

Utilization Rate by OCA YTD 5/31/2019

Net Underspent = \$3,930,033

Underspending = \$4,601,911

Overspending = \$671,877



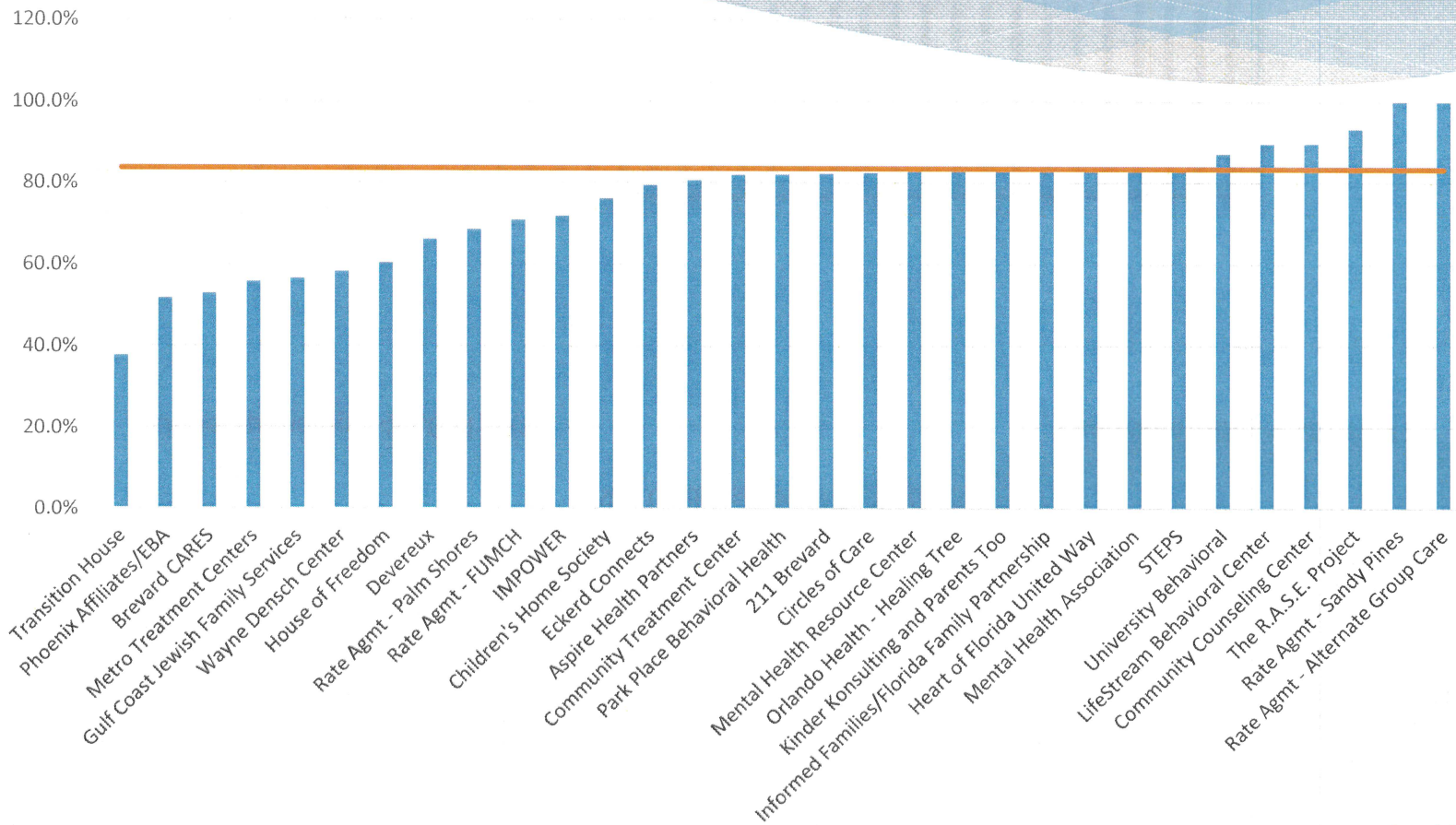
Dates in green are when funding was received

Fiscal Year 7/1/18 – 6/30/19



Utilization Rate by Provider YTD 5/31/2019

Network = 87.7%
Target = 91.7%



Fiscal Year 7/1/18 – 6/30/19



Provider Expenditures – May 2019 YTD – Ranked by Utilization

Provider	1819 Budget	Expenditures thru May2019	Utilization	Target	Over(Under) thru May2019*	Notes
Transition House	546,000	287,657	52.7%	91.7%	(212,843)	added \$71K SOR funds in Apr19
Gulf Coast Jewish Family Services	221,584	138,013	62.3%	91.7%	(65,105)	added \$71k funding in Feb19
Phoenix Affiliates/EBA	600,000	377,041	62.8%	91.7%	(172,959)	contract executed 11.1.18
Wayne Densch Center	416,848	279,082	67.0%	91.7%	(103,029)	Added \$91k funding in Nov18
Rate Agmt - Palm Shores	45,869	31,401	68.5%	91.7%	(10,645)	
Brevard CARES	183,410	128,861	70.3%	91.7%	(39,265)	contract executed 10.31.18
House of Freedom	565,571	402,140	71.1%	91.7%	(116,301)	
Devereux	1,999,291	1,467,100	73.4%	91.7%	(365,584)	MRT started in Nov. Bnet controlled by the state
IMPOWER	1,246,075	996,717	80.0%	91.7%	(145,518)	Behind in Oct18. At target in Jan19
Community Treatment Center	589,592	482,492	81.8%	91.7%	(57,967)	
Metro Treatment Centers	500,000	410,865	82.2%	91.7%	(47,468)	contract executed 8.22.18, trending up.
Children's Home Society	2,839,228	2,401,633	84.6%	91.7%	(200,992)	
Eckerd Connects	2,113,135	1,815,072	85.9%	91.7%	(121,969)	
Aspire Health Partners	41,068,356	35,546,861	86.6%	91.7%	(2,099,132)	
Circles of Care	14,615,017	12,868,023	88.0%	91.7%	(529,076)	
Rate Agmt - FUMCH	20,696	18,433	89.1%	91.7%	(538)	
211 Brevard	146,213	131,779	90.1%	91.7%	(2,250)	
Mental Health Resource Center	2,372,635	2,148,166	90.5%	91.7%	(26,749)	
Park Place Behavioral Health	6,425,780	5,856,991	91.1%	91.7%	(33,307)	
Kinder Consulting and Parents Too	19,417	17,799	91.7%	91.7%	(0)	
Orlando Health - Healing Tree	101,075	92,652	91.7%	91.7%	(0)	
Mental Health Association	75,000	68,750	91.7%	91.7%	0	
Informed Families/Florida Family Partne	150,000	137,500	91.7%	91.7%	0	
Heart of Florida United Way	172,569	158,188	91.7%	91.7%	0	
University Behavioral	274,809	257,039	93.5%	91.7%	5,131	
STEPS	3,083,704	2,910,118	94.4%	91.7%	83,389	
LifeStream Behavioral Center	1,117,364	1,061,944	95.0%	91.7%	37,694	
Community Counseling Center	212,000	210,023	99.1%	91.7%	15,689	
Rate Agmt - Alternate Group Care	39,780	39,480	99.2%	91.7%	3,015	
Rate Agmt - Sandy Pines	50,264	50,264	100.0%	91.7%	4,189	
The R.A.S.E. Project	261,498	261,498	100.0%	91.7%	21,792	working with them
Grand Total	\$82,072,779	\$71,053,582	86.6%	91.7%	(4,179,799)	

* Over(under) takes the YTD expenditure minus the pro-rated budget.

Provider Expenditures – May 2019 YTD – Ranked by Budget

Provider	1819 Budget	Expenditures thru May2019	Utilization	Target	Over(Under) thru May2019*	Notes
Kinder Consulting and Parents Too	19,417	17,799	91.7%	91.7%	(0)	
Rate Agmt - FUMCH	20,696	18,433	89.1%	91.7%	(538)	
Rate Agmt - Alternate Group Care	39,780	39,480	99.2%	91.7%	3,015	
Rate Agmt - Palm Shores	45,869	31,401	68.5%	91.7%	(10,645)	
Rate Agmt - Sandy Pines	50,264	50,264	100.0%	91.7%	4,189	
Mental Health Association	75,000	68,750	91.7%	91.7%	0	
Orlando Health - Healing Tree	101,075	92,652	91.7%	91.7%	(0)	
211 Brevard	146,213	131,779	90.1%	91.7%	(2,250)	
Informed Families/Florida Family Partne	150,000	137,500	91.7%	91.7%	0	
Heart of Florida United Way	172,569	158,188	91.7%	91.7%	0	
Brevard CARES	183,410	128,861	70.3%	91.7%	(39,265)	contract executed 10.31.18
Community Counseling Center	212,000	210,023	99.1%	91.7%	15,689	
Gulf Coast Jewish Family Services	221,584	138,013	62.3%	91.7%	(65,105)	added \$71k funding in Feb19
The R.A.S.E. Project	261,498	261,498	100.0%	91.7%	21,792	working with them
University Behavioral	274,809	257,039	93.5%	91.7%	5,131	
Wayne Densch Center	416,848	279,082	67.0%	91.7%	(103,029)	Added \$91k funding in Nov18
Metro Treatment Centers	500,000	410,865	82.2%	91.7%	(47,468)	contract executed 8.22.18, trending up.
Transition House	546,000	287,657	52.7%	91.7%	(212,843)	added \$71K SOR funds in Apr19
House of Freedom	565,571	402,140	71.1%	91.7%	(116,301)	
Community Treatment Center	589,592	482,492	81.8%	91.7%	(57,967)	
Phoenix Affiliates/EBA	600,000	377,041	62.8%	91.7%	(172,959)	contract executed 11.1.18
LifeStream Behavioral Center	1,117,364	1,061,944	95.0%	91.7%	37,694	
IMPOWER	1,246,075	996,717	80.0%	91.7%	(145,518)	Behind in Oct18. At target in Jan19
Devereux	1,999,291	1,467,100	73.4%	91.7%	(365,584)	MRT started in Nov. Bnet controlled by the state
Eckerd Connects	2,113,135	1,815,072	85.9%	91.7%	(121,969)	
Mental Health Resource Center	2,372,635	2,148,166	90.5%	91.7%	(26,749)	
Children's Home Society	2,839,228	2,401,633	84.6%	91.7%	(200,992)	
STEPS	3,083,704	2,910,118	94.4%	91.7%	83,389	
Park Place Behavioral Health	6,425,780	5,856,991	91.1%	91.7%	(33,307)	
Circles of Care	14,615,017	12,868,023	88.0%	91.7%	(529,076)	
Aspire Health Partners	41,068,356	35,546,861	86.6%	91.7%	(2,099,132)	
Grand Total	\$82,072,779	\$71,053,582	86.6%	91.7%	(4,179,799)	

* Over(under) takes the YTD expenditure minus the pro-rated budget.

QUESTIONS

