

**Executive Committee Meeting Minutes
Wednesday, March 11, 2020
Central Florida Cares Health System, Inc.
Board Room**



ATTENDANCE

Board of Directors Present:

Debbie Owens, President, Seminole Prevention Coalition
Mark Broms, Treasurer, Brevard Homeless Coalition
Ian Golden, Past President, Brevard County Housing & Human Services
R. Wayne Holmes, Vice President, Retired Asst. State's Attorney/Community Advocate
Donna Walsh, Secretary, Seminole County Health Dept. (via phone)

Central Florida Cares Health System, Inc. Staff

Maria Bledsoe, Chief Executive Officer
Mike Lupton, Chief Information Officer and Interim Chief Financial Officer
Karla Pease, Executive Assistant

Meeting Called to Order

The Central Florida Cares Health System, Inc. (CFCHS) Executive Committee meeting was held on Wednesday, March 11, 2020 at 2:00 p.m. at Central Florida Cares Health System, Inc., 707 Mendham Blvd., Suite #201, Orlando, FL. The President called the meeting to order at 2:00 pm.

A motion to approve the February 12, 2020 minutes was made by Wayne Holmes, with a change in the second bullet under Organization Updates, by adding the word "to" between the words "submitted" and "MSL", Mark Broms seconded, motion carried.

Financial Report

The interim CFO shared January financials where the change in wages was related to the accruals and timing of the pay periods.

Page 3 shows the income statement where Professional Services Other was for a training for the network from MH block grant special funds that did not get entered into our contract by the time necessary to spend them, and CFCHS went ahead with the training. Increase in training is due to Fred Pryor annual fee for staff trainings.

Page 4 is comparing the budget to actuals. FivePoints will be updating software for FASAMS for \$70K.

Pages 5-7 are utilization expenditures for Mental Health and Substance Use by OCAs, providers, and rates. The CIO provided details related to the highlighted cells in red. Pages 8-9 are the same information in graph form.

Pages 10-11 are provider expenditures. The Past President asked if the Over(Under) column could reflect a percentage instead of an actual number. The Treasurer confirmed that would be more intuitive for others.

DCF amendment #39 added \$123K, however the payment schedule was incorrect. DCF attempted to correct with amendment #40; time lapsed; DCF will issue Amendment #41 to correct. Page 13 is the Provider Reconciliation Update, where a trial run will be performed and MEs will gather the same information statewide for consistency.

A motion to approve the January 2020 financial report as presented was made by Mark Broms, Wayne Holmes seconded, motion carried.

Form 990

Farlen Halikman, MSL Auditor, facilitated the 990 presentation to members. After the presentation, members discussed ways to have final approval from the full Board of Directors. It was decided to have the Draft 990 shared as part of the consent agenda for April 16, 2020.

Mark Broms made a motion to place the Draft 990 with watermark on the consent agenda for the full board and the Exec. Asst. will email to the Board of Directors prior to the meeting, Ian Golden seconded, motion carried.

The President thanked the Interim CFO for his presentation. The Auditor thanked the Interim CFO as well and stated that in working with him he finds him very intelligent and enthusiastic.

Organizational Updates

The CEO spoke of the following topics:

- CFCHS office space lease has been signed at \$14.97 sq. ft.
- Grant writer consultant agreement was terminated.
- GHME1 contract – DCF at quarterly meeting indicated the contract is awaiting final approval and should have it executed before June 30, 2020.
- Project Opioid Statewide Board of Directors – The CEO is a new member of this board.
- Implementation Grants – The CEO is writing two grants. Brevard County is for an adult Mobile Co-Responder Program with a CIT component. In Osceola, it is Jail Reentry implementation.
- COVID-19 – CEO sent a memo to employees requesting them if they have been traveling overseas to stay away from the office for one week with no loss in PTO. The HR Attorney reviewed the memo.
- Legislative – DCF’s Accountability Department has passed. 21 bills name ME with added responsibilities.
-

Other/Public Input

The Past President spoke of the Ad-Hoc Committee meeting on March 26th that will interview staff and members will review documents. He then will draft a response and discuss and finalize with members at a meeting in April.

Ian Golden mentioned SHIP is fully funded and has \$33M in housing funds. Perhaps CFCHS should speak with the counties/cities receiving the funds. The CEO will follow up.

Executive Committee Meeting

April 8, 2020 from 2:00 to 3:00 pm.

Ian Golden made a motion to adjourn, Wayne Holmes seconded, motion carried.

The meeting adjourned at 3:02 pm.

At 3:12 pm, on March 11, 2020, the Executive Committee meeting reconvened at 3:12 pm to revisit the prior motion regarding the 990.


Upon further consideration, due to the fear of coronavirus spreading and not being able to have Board of Directors present at the April 16, 2020 meeting, it was decided to approve the 990 today as an Executive Board.

Mark Broms made a motion to approve the 990 as presented and we distribute it to our Board of Directors in the email package sent out by the Executive Assistant for the April 16th Board meeting for information and records, Ian Golden seconded, motion carried.

The Interim CFO will inform Board members at the April Board meeting as to why the 990 was handled in this matter.

It is important to note that all Board members who voted were here previously and there were no members of the public here previously or now. This was just a reopening of the meeting in order to address the 990 in light of the issues being raised around the coronavirus and the possibility that a board meeting might not take place in April as scheduled.

The meeting was adjourned at 3:16 pm.


Debbie Owens, President

Karla Pease

Karla Pease, Recording Secretary

Executive Committee Agenda
Wednesday, March 11, 2020
2:00 PM – 3:00 PM
Central Florida Cares Health System, Inc.
Board Room



I. Welcome/Introductions	Debbie Owens	2 minutes
II. Approve Minutes <ul style="list-style-type: none">February 12, 2019 Minutes	Debbie Owens Group	2 minutes
III. Financial Report <ul style="list-style-type: none">January FinancialsForm 990	Mark Broms Mike Lupton Farlen Halikman	35 minutes
IV. Organizational Updates <ul style="list-style-type: none">CFCHS' LeaseGrant WriterGHME1 ContractLegislativeProject Opioid Statewide Board of DirectorsImplementation Grants	Maria Bledsoe	10 minutes
V. Other/Public Input	Group	3 minutes/person
VI. Adjourn - Executive Committee Meeting <ul style="list-style-type: none">April 8, 2020, 2:00 pm to 3:00 pm	Group	2 minutes

**Executive Committee Meeting Minutes
Wednesday, February 12, 2020
Central Florida Cares Health System, Inc.
Library Room**

Central Florida Cares
Health System



ATTENDANCE

Board of Directors Present:

Debbie Owens, President, Seminole Prevention Coalition
Mark Broms, Treasurer, Brevard Homeless Coalition
Ian Golden, Past President, Brevard County Housing & Human Services (via phone)
R. Wayne Holmes, Vice President, Retired Asst. State's Attorney/Community Advocate

Central Florida Cares Health System, Inc. Staff

Maria Bledsoe, Chief Executive Officer
Trinity Schwab, Chief Operating Officer
Mike Lupton, Chief Information Officer
Sharon Ramsaran, Sr. Accountant
Karla Pease, Executive Assistant

Meeting Called to Order

The Central Florida Cares Health System, Inc. (CFCHS) Executive Committee meeting was held on Wednesday, February 12, 2020 at 2:00 p.m. at Central Florida Cares Health System, Inc., 707 Mendham Blvd., Suite #201, Orlando, FL. The President called the meeting to order at 2:04 pm.

A motion to approve the December 11, 2019 minutes was made by Wayne Holmes, Mark Broms seconded, motion carried.

Financial Report

The Sr. Accountant presented the financials showing the prior 7 months from June 30, 2019 to December 30, 2019. January financials will not be available until after the month's closing on February 20th.

The Sr. Accountant indicated the difference in cash from the end of June to July increased due to the advance received from DCF. Every year CFCHS receives 2 months of advance during that time. CFCHS then pays back 1/12 each month. The balance sheet shows months with increases and decreases which are due to timing of when CFCHS pays providers and when we are paid by DCF. Under Accounts Receivable, the totals shown are receivables for DCF, FLLINC, and Orange County. The FLLINC contract ended in September and the Orange County contract ended in November so the December balance shows what is owed for both funds. The prepaid insurance is expensed each month for \$2400. At the end of the fiscal year, the prepaid insurance will be zeroed out. The deposit is for CFCHS' office space. The accumulated depreciation number will remain until year end when depreciation is calculated for the year. Our software, Abila, is set up only to do depreciation once a year not monthly. In Accounts Payable, these are mostly made up of payments to providers. In the liability section for deferred revenue, the

negative shows an adjustment to deferred revenue for the difference between DCF's invoice and the payment received from DCF at the start of the fiscal year. At the start of the fiscal year, the new schedule of payment was not available. The Sr. Accountant reworded what the previous CFO said at the last Finance Committee Meeting, which was, "deferred revenue was a negative and it was not going to stay negative and it was negative because the way the contract works. We bill according to last year's contract until the new contract is settled, but the new contract was not settled so we billed from the old contract. When we get an increase, our billing is lower the first few months and is lower than what was spent. Negative deferred revenue is really an asset."

Page 3 shows the revenue for DCF, FLLINC, and Orange County. The Brevard grant bills every quarter for approximately \$15K. Dues and subscriptions were \$31K and are the annual dues paid to FAME. Rent Building – CFCHS did not have to pay for rent as part of the contract with them. The Software expense is billing from FivePoints at \$12K a month.

Page 4 - Budget to Actual Comparison shows budget to actual expenditures where CFCHS is in each category. Conferences are under budget, but over budget in meetings and trainings, so money can be moved from conferences into meetings or trainings.

Page 5 shows the 403(b) plan history related to employee and employer contributions.

Pages 6-12 show utilization expenditures for Mental Health and Substance Use by OCAs, providers, and rates. The COO provided details related to the highlighted cells in red.

Page 14 is the provider reconciliation which has been postponed by DCF until they develop a protocol.

A motion to approve the financial report as presented was made by Mark Broms, Wayne Holmes seconded, motion carried.

Organizational Updates

The CEO spoke of the following topics:

- Chief Financial Officer is no longer employed with CFCHS. Immediately, all bank access and data were disabled and the proper personnel notified, according to the plan. A temporary employee has been brought in to assist. Conversations with DCF and other MEs have occurred regarding the CFO position description and CPA requirement.
- CFCHS received the Form 990 and was completed and submitted. MSL, P.A., will present at the Finance Committee meeting on February 28, 2020, and the Treasurer will present to the full board in April.
- GHME1 Contract – DCF is prepared to renew the GHME1 contract for 2 years.
- Office Lease – CFCHS will be staying in current office space. An offer has been made by the current building owner to add two bathrooms in our office suite and lease the current office space for \$14.95 sq/ft with 3% increase annually.
- Grant writer – a consultant has been hired to assist with the Osceola Implementation Grant.
- DCF has released CJMHSA RFAs. CFCHS is applying for two simultaneous grants.

- CFCHS is scheduled to be monitored by DCF June 16-19, 2020. A previous finding was centered around the Board of Directors. At the next few board meetings, the CEO will review the interview guide with members. It was suggested that DCF should provide the opportunity for the meeting to be publicly noticed under the Sunshine, as opposed to last year's rushed meeting request.
- Legislature – The CEO reviewed with members potential bills that would have an impact on the way CFCHS does business.
- Pharmaceutical lawsuit – Florida has started negotiations for the opioid funding regarding Pharma for approximately \$3-4B.
- **Other/Public Input** – None

Executive Committee Meeting

March 11, 2020 at 2 pm.

Wayne Holmes made a motion to adjourn, Mark Broms seconded, motion carried.

The meeting adjourned at 3:02 pm.

Debbie Owens, President

Karla Pease, Recording Secretary

CENTRAL FLORIDA CARES HEALTH SYSTEM

Financial Report
January 2020 Financials
Unaudited

Central Florida Cares Health System, Inc
Statement of Financial Position
For the prior two months ended 1-31-2020



	<u>12/31/2019</u>	<u>1/31/2020</u>
Assets		
Current Assets		
Cash in Bank	3,512,709	3,538,495
Accounts Receivable	12,354,442	12,381,876
Prepaid Insurance	14,484	12,070
Prepaid Expenses	17,853	22,853
Deposits	26,375	26,375
Total Current Assets	<u>15,925,863</u>	<u>15,981,670</u>
Long-term Assets		
Computer Equipment	5,500	5,500
Software	1,216,288	1,216,288
Accum Depreciation	<u>(1,063,646)</u>	<u>(1,063,646)</u>
Total Long-term Assets	<u>158,143</u>	<u>158,143</u>
Total Assets	<u>16,084,006</u>	<u>16,139,813</u>
Liabilities		
Short-term Liabilities		
Accounts Payable	5,937,270	6,291,769
Wages Payable	107,948	111,950
Federal Payroll Taxes Payable	8,258	19,759
403(b) Payable	1,672	7,386
Deductions Payable	833	1,105
Deferred Revenue	440,953	1,120,234
CarryForward Funds	3,248,217	3,248,217
Interest & Other Payable to DCF	37,426	4,878
Advance Due to DCF CY	5,856,275	4,880,230
Total Short-term Liabilities	<u>15,638,852</u>	<u>15,685,528</u>
Total Liabilities	<u>15,638,852</u>	<u>15,685,528</u>
Unrestricted Net Assets:		
Prior Year Excess Revenues	404,785	404,785
Curr Year Excess Revenues	40,369	49,499
Total Unrestricted Net Assets	<u>445,154</u>	<u>454,285</u>
Total Liabilities and Net Assets	<u>16,084,006</u>	<u>16,139,813</u>

Central Florida Cares Health System, Inc
Statement of Revenues and Expenses
For the prior two months and year to date



	Dec-19	Jan-20	YTD
Program Services Revenue:			
DCF	6,099,230	\$6,474,063	46,030,747.12
FLINC			47,850.08
Orange County			31,614.74
Brevard Co Planning Grant		15,398	30,795.00
Total Operating Revenue	6,099,230	6,489,460	46,141,006.94
Expenditures:			
Program Services Expenses	5,924,506	6,263,052	44,631,181.08
Personnel Expenses	143,388	160,855	1,092,200.06
403(b) Fees			792.12
Accounting Fees		863	19,095.00
Conferences			335.00
Dues & Subscriptions	16	185	31,473.71
Insurance	2,414	3,542	18,025.93
Legal Fees		140	5,009.30
Meetings	535	2,731	18,989.34
Needs Assessment/Benchmarking			5,633.00
Office Equipment	1,106	652	3,032.92
Office Furn & Fixture			(149.00)
Outreach and Awareness		1,000	1,000.00
Payroll Processing Fees	764	607	4,406.58
Printing & Publications	(675)		849.00
Professional Services Other	6,564	11,314	28,630.80
Recruiting and Screening	89	64	674.73
Rent-Building	16,153	16,153	96,920.16
Rent-Equipment	943	103	3,611.89
Software Expense	7,106	12,554	97,434.85
Supplies & Postage	81	116	2,022.01
Telephone, Internet & Conf	3,074	2,418	17,676.93
Training	104	3,980	12,661.21
Total Expenditures	6,106,167	6,480,330	46,091,506.62
Operating Revenue over Expenditures	(6,937)	9,130	49,500.32
Other Revenue and Expenses:			
Contribution Revenue			300.00
Contribution Expense			(300.00)
Net Other Revenue (Expense)	-	-	-
Net Revenue over Expenditures	(6,937)	9,130	49,500.32

Central Florida Cares Health System, Inc
Budget to Actual Comparison
For the seven months ended January 31, 2020



	Budget 7 months	Actual 7 months	\$Diff	%Diff	Notes
Program Services Revenue:					
DCF	48,379,237	46,030,747	(2,348,489)	(5%)	
FLINC	26,500	47,850	21,350	(81%)	Budget did not include additional billing
Orange County	31,615	31,615	(0)	(0%)	
Brevard Co Planning Grant	30,795	30,795	0	(0%)	
Total Operating Revenue	48,468,147	46,141,007	(2,327,140)	(5%)	
Program Services Expenses	46,644,608	44,631,181	(2,013,427)	(4%)	
Gross Profit	1,823,539	1,509,826	(313,713)	(17%)	
Operating Expenses:					
Personnel Expenses	1,190,089	1,092,200	(97,889)	(8%)	no data specialist, no contract mgr
403(b) Fees	469	792	323	(69%)	timing
Accounting Fees	18,186	19,095	909	(5%)	timing
Conferences	10,500	335	(10,165)	(97%)	way under so far
DCF Unallowables	1,167	-	(1,167)	(100%)	
Dues & Subscriptions	34,500	31,474	(3,026)	(9%)	
Insurance	16,941	18,026	1,085	(6%)	
Legal Fees	5,833	5,009	(824)	(14%)	
Meetings	13,417	18,989	5,572	(42%)	way over so far
Needs Assessment/Benchmarking	3,500	5,633	2,133	(61%)	timing, \$6,000 budget for year
Office Equipment	4,200	3,033	(1,167)	(28%)	
Office Furn & Fixture	-	(149)	(149)		
Outreach and Awareness	700	1,000	300	(43%)	
Payroll Processing Fees	4,375	4,407	32	(1%)	
Printing & Publications	2,450	849	(1,601)	(65%)	
Professional Services Other	31,281	28,631	(2,651)	(8%)	Protected Trust \$7,598 in Aug. ok but grant writer and SOR consult budgeted starting in Dec.
Recruiting and Screening	292	674	383	(131%)	
Rent-Building	96,920	96,920	(0)	(0%)	
Rent-Equipment	3,500	3,612	112	(3%)	
Software Development	61,250	-	(61,250)	(100%)	upcoming projects FASAMS \$70k?, \$40k Care Coordination, \$3,000 diff bc of Abila \$6582 Sept prorated in budget, \$1012
Software Expense	92,750	97,435	4,685	(5%)	Survey Monkey upgrade, \$1200 protected trust Office 365 payments.
Supplies & Postage	3,500	2,022	(1,478)	(42%)	
Telephone, Internet & Conf	22,750	17,677	(5,073)	(22%)	Spectrum internet was reduced.
Training	5,250	12,661	7,411	(141%)	way over so far
Total Operating Expenditures	1,623,820	1,460,325	(163,495)	(10%)	
Operating Revenue over Expenditures	199,719	49,501	(150,218)		

Central Florida Cares Health System, Inc
OCA Expenditure Utilization Summary – Page 1 of 3
 YTD For the month ended January 31, 2020



Jan 2020 YTD - OCA UTILIZATION SUMMARY						
OCA Description	Non Rec	Sch of Funds (Amend 39)	Expenditures Thru Jan2020	% Utilization	Target%	Notes - current month comments in red
ME Admin Costs		\$2,357,779	\$1,255,263	53.2%	58.3%	
ME MH Block Grant Technical Assistance	NR	11,000	1,327	12.1%	58.3%	Will be no more spending. unspent funding will revert back to DCF
ME Road to Recovery - Modernizing Behavioral	NR	392,570	134,080	34.2%	58.3%	Working to spend this
State Opiod Response Disc Grant Admin	NR	93,029	17,709	19.0%	58.3%	
State Opiod Response Disc Grant Admin-Yr2	NR	200,848	18,480	9.2%	58.3%	
ME Total		\$3,055,226	\$1,426,858	46.7%	58.3%	

Central Florida Cares Health System, Inc
OCA Expenditure Utilization Summary – Page 2 of 3
 YTD For the month ended January 31, 2020



Jan 2020 YTD - OCA UTILIZATION SUMMARY						
OCA Description	Non Rec	Sch of Funds (Amend 39)	Expenditures Thru Jan2020	% Utilization	Target%	Notes - current month comments in red
General MH – 24hr Care Residential, Ambulatory, Early Intervention Svc -Psychotic Disorders		25,363,135	14,560,384	57.4%	58.3%	
State Funded for Profit Sub-recipients		750,000	435,910	58.1%	58.3%	
		232,652	140,639	60.5%	58.3%	
Grants PATH		431,667	217,612	50.4%	58.3%	
FL Hurricane SERG	NR	544,200	465,374	85.5%	58.3%	Funding expired 9/30/2019.
Circles of Care – Crisis Stabilization	NR	500,000	306,156	61.2%	58.3%	
Purchase of Residential Treatment Svcs for Community Forensic Beds		390,183	239,493	61.4%	58.3%	
Florida Assertive Community Treatment		524,474	311,850	59.5%	58.3%	
Indigent Psychiatric Medication Program		3,558,091	2,123,071	59.7%	58.3%	
Title XXI Children’s Health Insurance Program – MH Care Coordination		69,078	42,428	61.4%	58.3%	
Community Forensic Multidisciplinary Teams for Temporary Assistance for Needy Families		1,223,969	418,843	34.2%	58.3%	Enrollment regulated by DCF
Community Action Treatment Team		507,089	396,123	78.1%	58.3%	
		652,000	418,708	64.2%	58.3%	
		661,245	453,440	68.6%	58.3%	
		3,000,000	1,704,599	56.8%	58.3%	
ME MH - CAT and MRT Enhancements	NR	357,664	1,596	0.4%	58.3%	Working with providers to spend. Took time to get the position hired and the program up and running. Amend 39 added \$123,268 in funding. Providers have now hired positions specific to addressing the 4DX WIG. Anticipate funding to be utilized by next invoicing cycle. New funding, executed into contract 10/1. Utilizing for position to address 4DX WIG.
ME MH Supported Employment Services	NR	250,000		0.0%	58.3%	Now that data submission questions are resolved, do not see an issue with Aspire fully utilizing funding.
Mobile Crisis Teams		1,163,384	676,698	58.2%	58.3%	
Centralized Receiving Facilities		4,618,430	2,661,800	57.6%	58.3%	
Transition Vouchers Mental Health		189,009	170,364	90.1%	58.3%	
Mental Health Total		\$44,986,270	\$25,745,087	57.2%	58.3%	

Central Florida Cares Health System, Inc
OCA Expenditure Utilization Summary – Page 3 of 3
 YTD For the month ended January 31, 2020



Jan 2020 YTD - OCA UTILIZATION SUMMARY						
OCA Description	Non Rec	Sch of Funds (Amend 39)	Expenditures Thru Jan2020	% Utilization	Target%	Notes - current month comments in red
SA Services and Support		18,103,112	10,526,097	58.1%	58.3%	
HIV Services		672,573	307,445	45.7%	58.3%	Continue to work with current network and contracting with new provider(s) to help utilize the funds. In process of working with a new provider to help expend the funds.
Prevention Services		2,690,290	1,245,404	46.3%	58.3%	
Prevention Partnership Grant		571,106	379,721	66.5%	58.3%	
ME State Opioid Response Disc Grant - Hospital Bridge	NR	1,241,851	104,990	8.5%	58.3%	Continue to work with current Hospital Bridge program provider to expand services as well as with 2 new providers to implement the programs. Currently working with three providers to expand to other hospitals.
ME State Opioid Response Disc Grant-Child Welfare	NR	993,481	5,573	0.6%	58.3%	Working with billing of these services, programs are being implemented. Continue to meet with Provider and CBC's in Tri-County and Brevard to implement the programs. Expect to see services being billed in the next couple months.
State Opioid Response Disc Grant Prevent	NR	99,348	99,348	100.0%	58.3%	
ME State Opioid Response Disc Grant SVCS-Prevent - Year 2	NR	186,278	165,964	89.1%	58.3%	
State Opioid Response MAT	NR	1,401,454	1,232,993	88.0%	58.3%	
ME State Opioid Response SVCS-MAT YR2	NR	2,762,443	1,159,460	42.0%	58.3%	Effective 10/1, burn rate should be 44.44% through month of January. Do not foresee an issue utilizing this funding.
Projects Expansion of Substance Abuse Services for Pregnant Women and their Families		1,883,426	1,308,211	69.5%	58.3%	
Family Intensive Treatment		1,062,183	698,669	65.8%	58.3%	
ME Road to Recovery - Opioid Response	NR	310,463	2,783	0.9%	58.3%	Will be utilized following completion MSSM2
Care Coordination		217,324	203,200	93.5%	58.3%	
Temporary Assistance for Needy Families		660,359	455,225	68.9%	58.3%	
Community Based Services		2,039,181	924,230	45.3%	58.3%	Recently amended funding into provider contract for Transitional Housing. Expect to utilize by the end of the FY. Newly contracted for Peer Services in Seminole Cty jail and Transitional Housing in Osceola county.
Transition Vouchers Substance Abuse		122,734	52,842	43.1%	58.3%	
Substance Abuse Total		\$35,017,606	\$18,872,156	53.9%	58.3%	

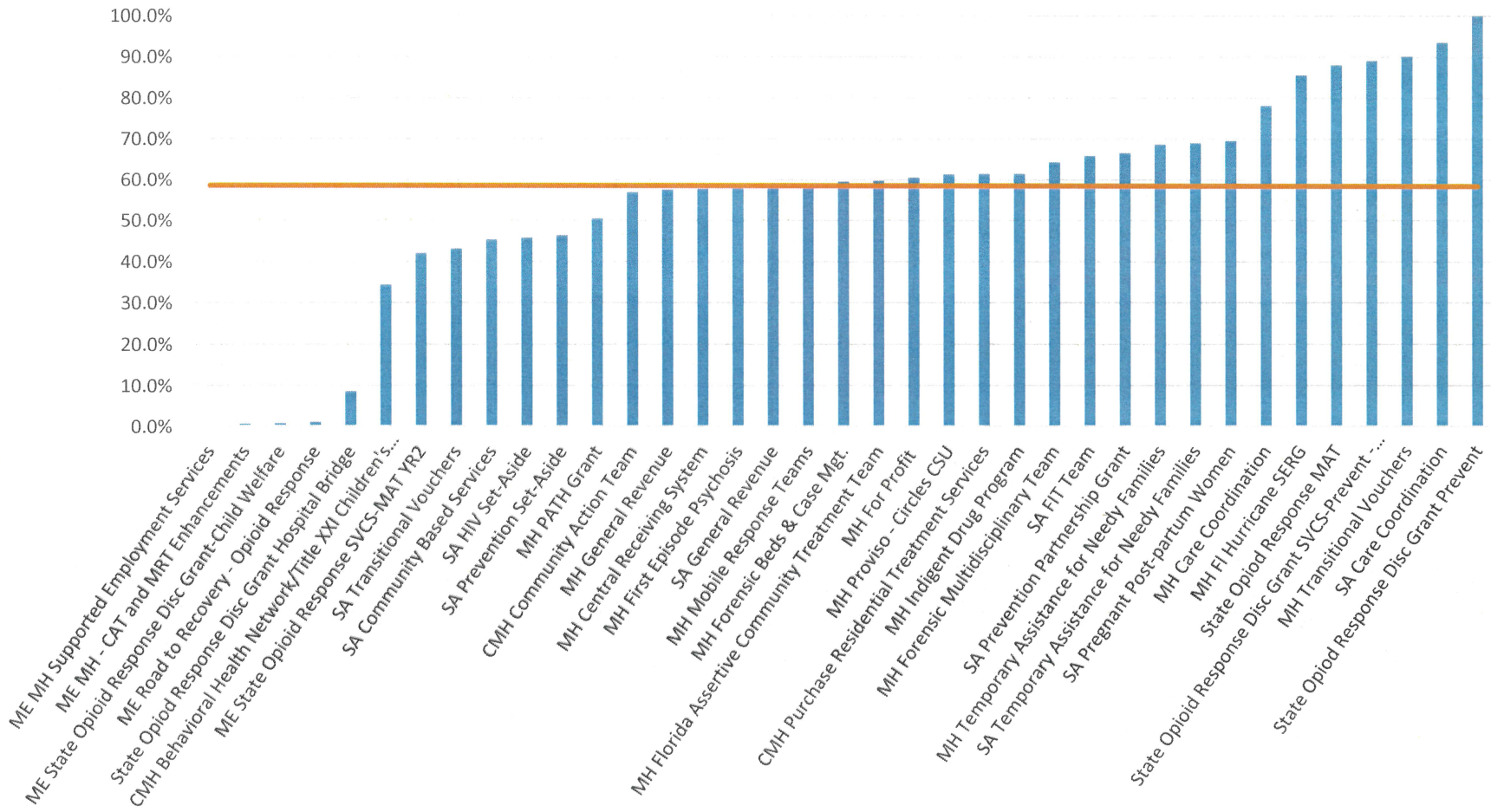
Central Florida Cares Health System, Inc

Utilization Rate by OCA

YTD For the month ended January 31, 2020



Network = 55.8%
 Target = 58.3%
 Net underspending YTD = \$2,051,685



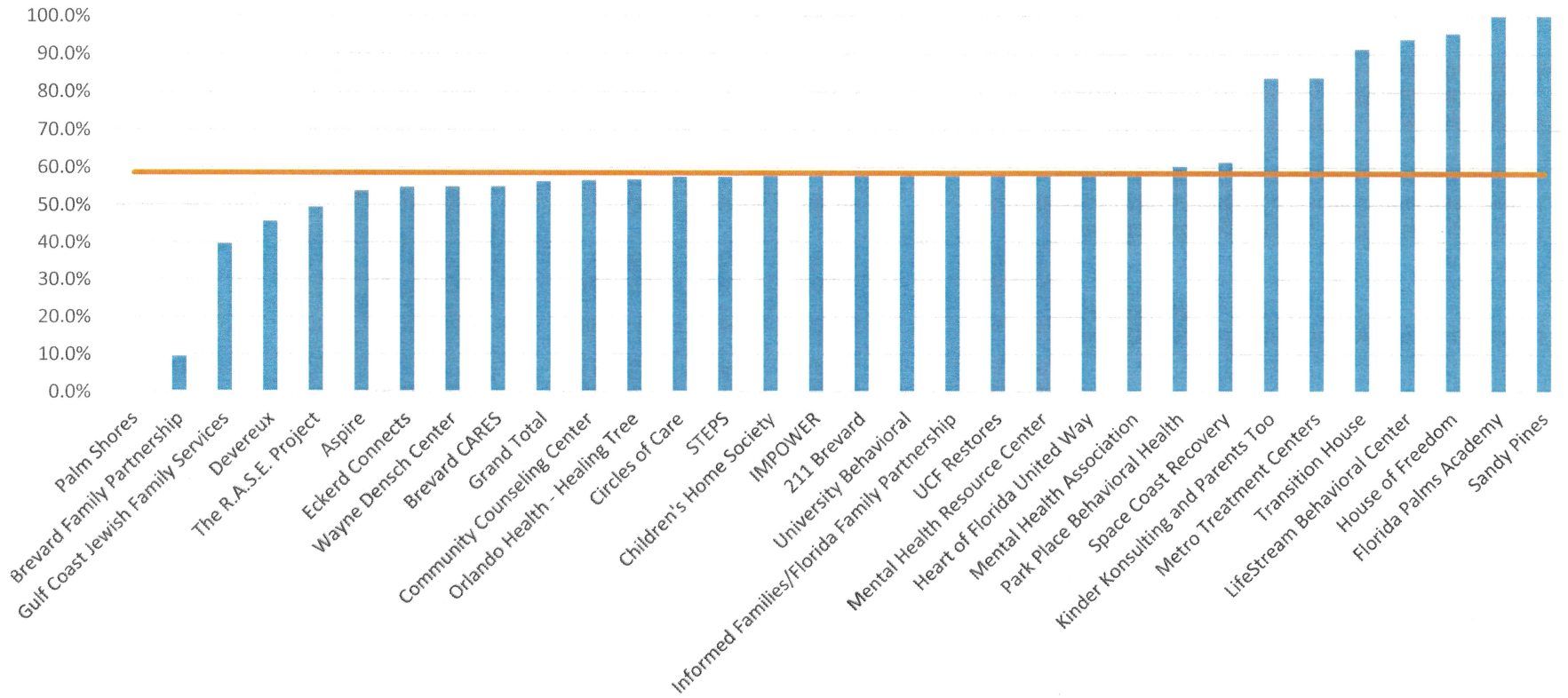
Central Florida Cares Health System, Inc

Utilization Rate by Provider

YTD For the month ended January 31, 2020



Network = 55.8%
Target = 58.3%



Central Florida Cares Health System, Inc
Provider Expenditures
YTD for the month ended January 31, 2020



Provider	Budget	Expenditures	Utilization	Target	Over(Under)	Notes
211 Brevard	220,609	128,386	58.2%	58.3%	(303)	
Aspire	40,740,207	21,857,716	53.7%	58.3%	(1,907,405)	Mainly due to unspent SERG funding, low utilization of Mental Health GR, HIV, CRS, Opioid Hospital, CAT. Do not see an issue spending CRS or MH GR.
Brevard CARES	238,002	130,493	54.8%	58.3%	(8,341)	
Brevard Family Partnership	60,000	5,573	9.3%	58.3%	(29,427)	Contract executed on 12/12/19. Will begin in Jan. SOR Specialist hired Jan 6th and submitted first invoice.
Children's Home Society	2,614,416	1,509,361	57.7%	58.3%	(15,715)	
Circles of Care	14,326,557	8,220,628	57.4%	58.3%	(136,530)	
Community Counseling Center	271,178	153,123	56.5%	58.3%	(5,064)	
Devereux	2,192,985	997,541	45.5%	58.3%	(281,701)	Mainly due to BNET enrollment, which are controlled by DCF SAMH office.
Eckerd Connects	2,059,179	1,126,170	54.7%	58.3%	(75,018)	
Florida Palms Academy	64,868	64,868	100.0%	58.3%	27,028	
Gulf Coast Jewish Family Services	186,220	73,524	39.5%	58.3%	(35,104)	Barrier to receiving referrals for their IHOS program. Spoke with provider and feel the barrier has been resolved. IHOS program spending remains flat.
Heart of Florida United Way	164,775	97,201	59.0%	58.3%	1,083	
House of Freedom	511,308	487,939		58.3%		Overutilization in SOR Yr. 2 (Res. II) with just under \$7K, capped out in TANF and GR. Only unspent OCA available is Road to Recovery. Anticipate they will run out of funds before end of fiscal year.
IMPOWER	1,168,138	675,348	57.8%	58.3%	189,676	
Informed Families/Florida Family Partne	150,000	87,500	58.3%	58.3%	(6,066)	
Kinder Konsulting and Parents Too	19,417	16,252	83.7%	58.3%	0	
					4,925	

Central Florida Cares Health System, Inc
Provider Expenditures
 YTD for the month ended January 31, 2020




Provider	Budget	Expenditures	Utilization	Target	Over(Under)	Notes
LifeStream Behavioral Center	453,588	425,918	93.9%	58.3%	161,325	
Mental Health Association	71,613	42,245	59.0%	58.3%	471	
Mental Health Resource Center	2,422,061	1,426,103	58.9%	58.3%	13,234	
Metro Treatment Centers	392,535	328,650	83.7%	58.3%	99,671	
Orlando Health - Healing Tree	96,510	54,714	56.7%	58.3%	(1,583)	
Palm Shores	25,677	0	0.0%	58.3%	(14,978)	PRTS funding is specifically allocated to the length of stay for individual in the program.
Park Place Behavioral Health	6,191,952	3,731,158	60.3%	58.3%	119,186	
Sandy Pines	107,051	120,970	113.0%	58.3%	58,523	
Space Coast Recovery	589,377	361,910	61.4%	58.3%	18,107	
STEPS	2,601,419	1,493,025	57.4%	58.3%	(24,469)	
The R.A.S.E. Project	361,476	178,112	49.3%	58.3%	(32,749)	Program implementation and staff turnover have impacted consistent service delivery. Allocated funds for new positions in Seminole County jail, working on addressing barriers within program. Almost capped out in Yr. 2 SOR, with overutilization in Outreach & Incidentals, and underutilized in Assessment, Case Management, and Medical Svcs.
Transition House	485,663	443,410	91.3%	58.3%	160,107	Almost capped out in Res. II. Only unspent OCA is Road to Recovery. Anticipate they will run out of funds before end of fiscal year.
UCF Restores	63,467	37,308	58.8%	58.3%	285	
University Behavioral	213,235	124,387	58.3%	58.3%	(0)	
Wayne Densch Center	398,021	217,711	54.7%	58.3%	(14,468)	
Grand Total	\$79,461,503	\$44,617,243	56.1%	58.3%	(1,735,301)	

**Central Florida Cares Health System, Inc
DCF Contract Amendments – FY1920**



DCF Amendments - FY1920			
Amendment Number	Signed	Purpose	Budget
38	10/1/2019	Effective 7.1.2019	\$82,935,834
39	12/9/2019	Added \$123,268 for MHCME Non-recurring Mental Health Block Grant	\$83,059,102
40	2/12/2020	Correct Payment Schedule - Pending	\$83,059,102

PROVIDER RECONCILIATION UPDATE



- On 12/2/19 DCF postponed provider reconciliation until 6.30.2020 year end audits
- There has been no update since then
- We know DCF is working on developing some guidance and a CFO meeting, so we expect to hear something soon.

QUESTIONS?

