

**Board of Directors' Meeting Minutes
Thursday, February 20, 2020
Central Florida Cares Health System, Inc.
Board Room**



ATTENDANCE

Central Florida Cares Health System Board of Directors

Debbie Owens, President, Seminole Prevention Coalition
Robert Wayne Holmes, Vice President, Retired Asst. State Atty./Consumer Advocate
Mark Broms, Treasurer, Brevard Homeless Coalition
Enrique Aponte, R.A.S.E. Project, Consumer Advocate
Richard Barlow, Park Place Behavioral Health Care
Jules Brace, Orange County Sherriff Office
Luis Delgado, Consumer Advocate
Yasmin Flasterstein, Peer Support Space
Babette Hankey, Aspire Health Partners
Valerie Holmes, Brevard Family Partnership
Tara Hormell, Children's Home Society
Kristen Hughes, Lassiter-Ware Insurance
Joel Hunter, Community Resource Network
Ken Peach, Health Council of East Central Florida
David Solomon, Walt Disney World
Thomas Todd, Connection Church
Bill Vintroux, Circles of Care
Donna Walsh, Seminole County Health Dept.

Central Florida Cares Health System, Inc. Staff

Maria Bledsoe, CEO
Trinity Schwab, COO
Michael Lupton, CIO
Nikaury Munoz, Chief Integration Officer
Karla Pease, Executive Assistant and Recording Secretary
Rummy Miranda, Contract Manager
Miralys Martinez, Quality Specialist
Ben Ho, Quality Improvement Specialist
Geovanna Gonzalez, Risk Manager

Guests

Christy Suehle, Aspire Health Partners
Mary Christie, DCF
Anna Reed, Florida Recovery Schools of Central FL
J. Nelson Kull, Pathways Drop-In

Meeting Called to Order

Central Florida Cares Health System, Inc. (CFCHS) Board of Directors' meeting was held on Thursday, February 20, 2020, at 3:00 p.m. at 707 Mendham Blvd., Suite 201, Orlando, FL 32825. CFCHS' Board President called the meeting to order at 3:03 p.m.

Financial Report

The Sr. Accountant stated the January financials will not be available until after the 20th. She then reviewed the financials for the first half of the year and indicated the difference in cash from the end of June to July increased due to the advance received from DCF. Every year CFCHS receives 2 months of advance during that time. CFCHS then pays back 1/12 each month. For the following months, the increase and decrease in cash are due to timing of when CFCHS pays providers and when CFCHS is paid by DCF.

Under Accounts Receivable, the totals shown are receivables for DCF, FLLINC, and Orange County. The FLLINC contract ended in September and the Orange County contract ended in November so the December balance shows the unpaid for both funds. The prepaid insurance is expensed each month for \$2400. The deposit is for CFCHS' office space. The accumulated depreciation number will remain until year end when depreciation is calculated for the year. Our software, Abila, is set up only to do depreciation once a year not monthly. In Accounts Payable, these are mostly made up of payments to providers. In the liability section, deferred revenue is negative, but it is not going to stay negative. It is negative because of the way the contract works. At the start of the fiscal year in July the new schedule of payment is not yet available, so we bill according to the prior year schedule of funds until the new contract is settled. Under Interest and Other Payables to DCF, the first 3 months includes a payable to DCF for unearned funds of \$1,498,000, and after that is paid, the balance only shows interest earned from our check and money market accounts that we pay to DCF every quarter.

Page 3 shows the revenue for DCF, FLLINC, and Orange County. The Brevard grant bills every quarter for approximately \$15K. Dues and subscriptions were \$31K and are the annual dues paid to FAME. Rent Building – CFCHS did not have to pay for rent in July as part of the contract. There are no accounting fees the first 2 months since our audit started at the end of September. Meetings, Trainings, and Conferences have been broken into separate accounts.

Page 4 - Budget to Actual Comparison shows budget to actual expenditures where CFCHS is in each category. Page 5 shows the 403(b) plan history related to employee and employer contributions.

Pages 6-12 show utilization expenditures for Mental Health and Substance Use by OCAs, providers, and rates. The COO provided details related to the highlighted cells in red. Page 14 is the provider reconciliation which has been postponed by DCF until they develop a protocol.

Mark Broms made a motion to approve the financial reports as presented, Ken Peach seconded, motion passed.

Consent Agenda Items

David Solomon made a motion to approve the consent agenda items, Bill Vintroux seconded, motion passed.

Complaint

The Chair spoke of a complaint received via email from a former employee and was not related to fraud, waste, or abuse. The Chair notified CFCHS' Risk Manager immediately. The Risk Manager stated she would notify DCF via an incident report and will refer to the Board for guidance for an investigation of the complaint. The President commented she is forming an Ad-Hoc Committee to follow up on the complaint. Members who received the email from the former employee were disclosed.

Organizational Updates – Presented by the CEO

- CFCHS will be staying in the current office space at \$14.95/sq. ft. for 2 more years. Bathrooms will be installed in our suite.
- Entered into an agreement with a grant writer.
- GHME1 Contract – will be a 2-year contract renewal.
- Bill in legislature could pass that would letter grade MEs. Legislation would have to revise SB 12.
- Several bills in legislature, if passed, would add additional responsibilities to MEs. Additional FTE will be needed either at the MEs or provider level.
- CFCHS will be audited by DCF's Contract Oversight Unit. A component is Board of Directors' interview. A review sheet will be emailed to Board members for preparation prior to the interview. The Board Manual can also be emailed to members.
- The Board of Director were encouraged to attend the Network Service Tours.

Sunshine Law Presentation

The Vice President, Wayne Holmes, gave a presentation on the Sunshine Laws.

Introduce CFCHS' Employees

Rummy Miranda, Ben Ho, and Miralys Martinez gave a brief overview of their duties at CFCHS.

Planning Council – Nelson Kull, Pathways Drop-In Center, spoke of the following:

- Thanked Wayne Holmes for the great Sunshine Laws presentation.
- Thanked CFCHS for transparency and providing prompt meeting minutes on their website.
- Provided numbers served at Pathways Drop-In.
- Still needing blankets for the homeless.

Other/Public Input

- Enrique Aponte spoke of a rally in Tallahassee where individuals are reintegrated properly and becoming assets to society.
- Anna Reed spoke of Florida Recovery Schools of Central Florida is working to ensure adolescent recovery is supported and celebrated. Every adolescent deserves support to be successful and collaboration is key.

- Ken Peach highlighted Alliant Healthcare collaboratives reactivated that will focus on behavioral health and opioid use.

Adjourn

The next Board of Directors' Meeting will be Thursday, April 16, 2020 at 3 pm.

Luis Delgado made a motion to adjourn, Tara Hormell seconded, motion passed.

The meeting adjourned at 4:59 p.m.



Debbie Owens
President



Karla K. Pease
Recording Secretary

Board of Directors' Agenda
Thursday, February 20, 2020
3:00 PM – 5:00 PM
Central Florida Cares Health System, Inc.
Board Room



I.	Welcome/Introductions	Debbie Owens	2 minutes
II.	Financial Report <ul style="list-style-type: none"> • Financial Report 	Mark Broms Sharon Ramsaran	20 minutes
III.	Consent Agenda <ul style="list-style-type: none"> • Approve December 19, 2019 Minutes • Finance Comm. Minutes Draft 	Board	5 minutes
IV.	Organizational Updates <ul style="list-style-type: none"> • Chief Financial Officer • CFCHS' Lease • Grant Writer • GHME1 Contract • Legislative 	Maria Bledsoe	15 minutes
V.	Sunshine Law Presentation	Wayne Holmes	20 minutes
VI.	Introduce CFCHS' Employees <ul style="list-style-type: none"> • Stephanie Smith • Miralys Martinez • Rummy Miranda • Ben Ho 	Group	3 minutes/per person
VII.	Planning Council	Nelson Kull	3 minutes
VIII.	Other/Public Input	Group	3 minutes/person
IX.	Adjourn - Next Board of Directors' Meeting <ul style="list-style-type: none"> • Thursday, April 16, 2020, 3:00-5:00 pm 	Group	1 minute

**Board of Directors' Meeting Minutes
Thursday, December 19, 2019
Central Florida Cares Health System, Inc.
Board Room**

Central Florida Cares
Health System



ATTENDANCE

Central Florida Cares Health System Board of Directors

Debbie Owens, President, Seminole Prevention Coalition
Robert Wayne Holmes, Vice President, Retired Asst. State Atty./Consumer Advocate
Mark Broms, Treasurer, Brevard Homeless Coalition
Ian Golden, Past President, Brevard County Housing & Human Services
Enrique Aponte, Consumer Advocate
Richard Barlow, Park Place Behavioral Health Care
Jules Brace, Orange County Sherriff Office
Luis Delgado, Consumer Advocate
Yasmin Flasterstein, Peer Support Space
Valerie Holmes, Brevard Family Partnership
Tara Hormell, Children's Home Society
Mary Kogut-Lowell, Attorney, Consumer Advocate
Ken Peach, Health Council of East Central Florida
David Solomon, Walt Disney World
Thomas Todd, Connection Church, Consumer Advocate
Eric Welch, NAMI of Greater Orlando

Central Florida Cares Health System, Inc. Staff

Maria Bledsoe, CEO
Doug Shaw, CFO
Trinity Schwab, Director of Contracts
Karla Pease, Executive Assistant and Recording Secretary
Rummy Miranda, Contract Manager
Katherine Thomas, Forensic Coordinator
Miralys Martinez, Quality Specialist
Maria Iddings, ROSC Specialist
Ben Ho, Quality Improvement Specialist

Guests

Anna Kesic, IMPOWER
Christy Suehle, Aspire
Farlen Halikman, Moore, Stephens, Lovelace
Sydney Webber, Moore, Stephens, Lovelace

Meeting Called to Order

Central Florida Cares Health System, Inc. (CFCHS) Board of Directors' meeting was held on Thursday, December 19, 2019, at 3:00 p.m. at 707 Mendham Blvd., Suite 201, Orlando, FL 32825. CFCHS' Board President called the meeting to order at 3:11 p.m.

Auditor's Presentation

Sydney Webber, from Moore, Stephens, Lovelace, presented CFCHS' independent audit. CFCHS received a clean audit again this year. Farlen Halikman thanked and complimented the Finance Department for a job well done.

Mark Broms made a motion to approve the auditor's report as presented, David Solomon seconded, motion passed.

Financial Report

The CFO reviewed the October financials. The balance sheet is close to the same numbers as last month. Cash and receivables are in line. Interest is \$11K and shows as a payable to DCF.

The Statement of Revenues and Expenses shows Orange County contract ended on November 22. The FLLINC contract ended on September 30. Brevard County Planning Grant's invoice was for \$15K this quarter. Accounting fees this month were \$5K.

The Utilization Summary shows the target at 33.3%. Some OCAs are above, and some are below the target. Page 6 shows the carry forward expenditures. Page 7 shows two amendments added this fiscal year. Pages 8 and 9 are DCF's contract amounts and DCF's schedule of payments.

The CFO provided an update on the provider reconciliations, where the implementation has been postponed until June 30, 2020 year end audits. Discussion ensued among the Board of Directors. The President asked that the provider's viewpoint on reconciliation be placed on the agenda for 5 minutes at the next Board meeting for discussion.

Mark Broms made a motion to approve the financial reports as presented, Ken Peach seconded, motion passed.

Consent Agenda Items

Ian Golden made a motion to approve the consent agenda items, Wayne Holmes seconded, motion passed.

Organizational Updates – Presented by the CEO

- \$54M is in the governor's budget for opioid treatment.
- Legislative meetings will commence in January in Tallahassee. CEO has been attending meetings locally in the district.
- CEO is touring office space to move CFCHS' offices.
- Tours of provider facilities will be taking place February through April 2020.

- DCF would like to change the MEs performance structure with letter grades, much like the schools grading system. CFCHS is working with the CBC's on standard performance measures.
- DCF's Secretary would like to establish a Quality Improvement Dept., but this is currently what the MEs do.

ROSC Presentation

Maria Iddings, CFCHS' ROSC Specialist, gave a presentation on Recovery Oriented System of Care.

Planning Council – Nelson Kull, Pathways Drop-In Center, was not in attendance.

Other/Public Input

Ian Golden mentioned the Brevard County Commission has approved CFCHS as the agency to apply for the implementation grant tied to the CJMHSA reinvestment grant. He also disclosed that he had a meeting December 13, 2019 with Valerie Holmes and did not realize until well into the meeting that the meeting should have been publicly noticed since they were discussing a grant opportunity. The CEO mentioned for disclosure CFCHS will be working with Osceola County and Providers for an implementation grant.

Adjourn

The next Board of Directors' Meeting will be Thursday, February 20, 2020 at 3 pm.

Tara Hormell made a motion to adjourn, Ian Golden seconded, motion passed.

The meeting adjourned at 5:02 p.m.

Debbie Owens
President

Karla K. Pease
Recording Secretary

CENTRAL FLORIDA CARES HEALTH SYSTEM

Financial Report

December 2019 Financials

Unaudited

Central Florida Cares Health System, Inc
Statement of Financial Position
For the seven individual months ended



	<u>6/30/2019</u>	<u>7/31/2019</u>	<u>8/31/2019</u>	<u>9/30/2019</u>	<u>10/31/2019</u>	<u>11/30/2019</u>	<u>12/31/2019</u>
Assets							
Current Assets							
Cash in Bank	669,444	11,440,401	4,308,548	10,117,093	11,325,942	4,415,353	3,512,709
Accounts Receivable	13,195,159	11,492,244	17,528,635	15,845,271	12,132,300	12,241,469	12,354,442
Prepaid Insurance	20,703	26,554	24,140	21,726	19,312	16,898	14,484
Prepaid Expenses	9,865	26,019	26,019	26,844	16,978	16,978	17,853
Deposits	26,375	26,375	26,375	26,375	26,375	26,375	26,375
Total Current Assets	13,923,037	23,011,592	21,913,717	26,037,309	23,520,907	16,717,073	15,925,863
Long-term Assets							
Computer Equipment	5,500	5,500	5,500	5,500	5,500	5,500	5,500
Software	1,216,288	1,216,288	1,216,288	1,216,288	1,216,288	1,216,288	1,216,288
Accum Depreciation	(1,063,646)	(1,063,646)	(1,063,646)	(1,063,646)	(1,063,646)	(1,063,646)	(1,063,646)
Total Long-term Assets	158,143	158,142	158,142	158,143	158,143	158,143	158,143
Total Assets	14,081,180	23,169,734	22,071,860	26,195,452	23,679,050	16,875,216	16,084,006
Liabilities							
Short-term Liabilities							
Accounts Payable	8,031,837	6,995,751	6,820,184	14,430,461	12,865,193	6,815,720	5,937,270
Wages Payable	90,454	117,177	105,203	108,880	91,623	95,812	107,948
Federal Payroll Taxes Payable	6,920	8,964	19,575	18,261	7,009	7,330	8,258
403(b) Payable	8,398	2,397	5,973	5,788	8,361	8,094	1,672
Deductions Payable	931	931	1,348	1,105	1,137	1,175	833
Deferred Revenue	0	(656,620)	(569,769)	(892,426)	(818,844)	(613,161)	440,953
CarryForward Funds	3,418,280	3,418,280	3,351,181	3,247,413	3,247,322	3,248,217	3,248,217
Interest & Other Payable to DCF	2,119,574	2,133,624	2,155,965	43,571	11,355	27,617	37,426
Advance Due to DCF CY	0	10,736,505	9,760,459	8,784,413	7,808,367	6,832,321	5,856,275
Total Short-term Liabilities	13,676,394	22,757,010	21,650,118	25,747,466	23,221,525	16,423,125	15,638,852
Total Liabilities	13,676,394	22,757,010	21,650,118	25,747,466	23,221,525	16,423,125	15,638,852
Unrestricted Net Assets:							
Prior Year Excess Revenues	380,606	404,785	404,785	404,785	404,785	404,785	404,785
Curr Year Excess Revenues	24,179	7,939	16,956	43,201	52,740	47,306	40,369
Total Unrestricted Net Assets	404,785	412,725	421,741	447,986	457,525	452,091	445,154
Total Liabilities and Net Assets	14,081,179	23,169,734	22,071,860	26,195,452	23,679,050	16,875,216	16,084,006

Central Florida Cares Health System, Inc
Statement of Revenues and Expenses
For the six individual months and year to date



	Jul-19	Aug-19	Sep-19	Oct-19	Nov-19	Dec-19	YTD
Program Services Revenue:							
DCF	\$6,512,896	\$6,987,480	\$6,094,182	\$6,933,741	\$6,929,156	6,099,230	\$39,556,684
FLINC	8,833	11,883	27,133	0			47,850
Orange County	6,679	6,679	6,679	6,679	4,898		31,615
Brevard Co Planning Grant			4,652	10,745			15,398
Total Operating Revenue	6,528,408	7,006,042	6,132,647	6,951,165	6,934,054	6,099,230	39,651,547
Expenditures:							
Program Services Expenses	6,286,665	6,799,060	5,897,762	6,717,311	6,742,825	5,924,506	38,368,129
Personnel Expenses	177,257	145,314	148,441	170,542	146,404	143,388	931,345
403(b) Fees		792					792
Accounting Fees			5,000	5,000	8,232		18,232
Conferences	335						335
Dues & Subscriptions	31,052			205	16	16	31,289
Insurance	2,414	2,414	2,414	2,414	2,414	2,414	14,484
Legal Fees	1,330	1,215		1,271	1,053		4,869
Meetings	1,169	2,737	3,149	3,605	5,064	535	16,258
Needs Assessment/Benchmarking			5,633				5,633
Office Equipment		129	255	447	444	1,106	2,381
Office Furn & Fixture			(149)				(149)
Payroll Processing Fees	606	617	617	608	588	764	3,800
Printing & Publications		948	(750)	1,327		(675)	849
Professional Services Other	1,314	9,247	64	64	64	6,564	17,317
Recruiting and Screening			129	239	154	89	610
Rent-Building		16,153	16,153	16,153	16,153	16,153	80,767
Rent-Equipment	565	0	470	1,071	460	943	3,509
Software Expense	12,054	14,566	23,939	13,595	13,621	7,106	84,881
Supplies & Postage	776	245	177	345	281	81	1,906
Telephone, Internet & Conf	3,260	2,051	3,091	2,308	1,475	3,074	15,259
Training	1,670	1,539	7	5,121	240	104	8,681
Total Expenditures	6,520,466	6,997,027	6,106,402	6,941,626	6,939,488	6,106,167	39,611,177
Operating Revenue over Expenditures	7,942	9,015	26,244	9,539	(5,434)	(6,937)	40,370
Other Revenue and Expenses:							
Contribution Revenue	300						300
Contribution Expense	(300)						(300)
Net Other Revenue (Expense)	0	0	0	0	0	-	0
Net Revenue over Expenditures	7,942	9,015	26,244	9,539	(5,434)	(6,937)	40,370

Central Florida Cares Health System, Inc
Budget to Actual Comparison
For the six months ended December 31, 2019



	Original Budget 6 months	Actual 6 months	\$Diff	%Diff	Notes
Program Services Revenue:					
DCF	41,467,917	39,556,684	(1,911,233)	(5%)	
FLINC	26,500	47,850	21,350	(81%)	Budget did not include additional billing
Orange County	40,075	31,615	(8,460)	(21%)	did not anticipate contract ending
Brevard Co Planning Grant	30,795	15,398	(15,398)	(50%)	1.15.2020 bill for \$15,398
Total Operating Revenue	41,565,287	39,651,547	(1,913,740)	(5%)	
Program Services Expenses					
	39,987,891	38,368,129	(1,619,762)	(4%)	
Gross Profit	1,577,396	1,283,418	(293,978)	(19%)	
Operating Expenses:					
Personnel Expenses	1,011,972	931,345	(80,627)	(8%)	no data specialist, no contract mgr
403(b) Fees	469	792	323	(69%)	timing
Accounting Fees	16,000	18,232	2,232	(14%)	timing
Conferences	9,000	335	(8,665)	(96%)	way under so far
DCF Unallowables	1,000	-	(1,000)	(100%)	
Dues & Subscriptions	34,000	31,289	(2,711)	(8%)	
Insurance	14,521	14,484	(37)	(0%)	
Legal Fees	5,000	4,869	(131)	(3%)	
Meetings	11,500	16,258	4,758	(41%)	way over so far
Needs Assessment/Benchmarking	3,000	5,633	2,633	(88%)	timing, \$6,000 budget for year
Office Equipment	3,600	2,381	(1,219)	(34%)	
Office Furn & Fixture	-	(149)	(149)		
Outreach and Awareness	600	-	(600)	(100%)	
Payroll Processing Fees	3,750	3,800	50	(1%)	
Printing & Publications	2,100	849	(1,251)	(60%)	
Professional Services Other	21,217	17,317	(3,900)	(18%)	Protected Trust \$7,598 in Aug. ok but grant writer and SOR consult budgeted starting in Dec.
Recruiting and Screening	250	610	360	(144%)	
Rent-Building	80,767	80,767	(0)	(0%)	
Rent-Equipment	3,000	3,509	509	(17%)	7 bills in 6 months, one is being reversed in Jan
Software Development	52,500	-	(52,500)	(100%)	upcoming projects FASAMS \$70k?, \$40k Care Coordination, \$3,000 diff bc of Abila \$6582 Sept prorated in budget, \$1012 Survery Monkey upgrade, \$1200 protected trust Office 365 payments.
Software Expense	79,500	84,881	5,381	(7%)	
Supplies & Postage	3,000	1,906	(1,094)	(36%)	
Telephone, Internet & Conf	19,500	15,259	(4,241)	(22%)	Spectrum internet was reduced.
Training	4,500	8,681	4,181	(93%)	way over so far
Total Operating Expenditures	1,380,746	1,243,048	(137,698)	(10%)	
Operating Revenue over Expenditures	196,650	40,370	(156,280)		

Central Florida Cares Health System, Inc 403b Plan History



	FY1213	FY1314	FY1415	FY1516	FY1617	FY1718	FY1819
No of participants at year end		15	20	20	23	26	25
Plan Assets at year end	\$41,755	\$117,784	\$216,206	\$313,251	\$478,063	\$554,681	\$688,530
Employer contributions							\$73,927
Employee contributions							\$66,256

Central Florida Cares Health System, Inc
OCA Expenditure Utilization Summary – Page 1 of 3
 For the YTD ended December 31, 2019



Dec 2019 YTD - OCA EXPENDITURE and UTILIZATION SUMMARY						
OCA Description	Non Rec	Sch of Funds (Amend 39)	Expenditures Thru Dec2019	% Utilization	Target%	Notes - current month comments in red
ME Admin Costs		\$2,357,779	\$1,062,724	45.1%	50.0%	Unfilled staff positions: COO, contract manager
ME MH Block Grant Technical Assistance	NR	11,000	1,327	12.1%	50.0%	Will be no more spending. unspent funding will revert back to DCF
ME Road to Recovery - Modernizing Behavioral	NR	392,570	114,419	29.1%	50.0%	Working to spend this
State Opiod Response Disc Grant Admin	NR	93,029	17,709	19.0%	50.0%	
State Opiod Response Disc Grant Admin-Yr2	NR	200,848	13,983	7.0%	50.0%	
ME Total		\$3,055,226	\$1,210,161	39.6%	50.0%	

Central Florida Cares Health System, Inc
OCA Expenditure Utilization Summary – Page 2 of 3
For the YTD ended December 31, 2019



Dec 2019 YTD - OCA UTILIZATION SUMMARY						
OCA Description	Non Rec	Sch of Funds (Amend 39)	Expenditures Thru Dec2019	% Utilization	Target%	Notes - current month comments in red
General MH – 24hr Care Residential, Ambulatory, Early Intervention Svc -Psychotic Disorders		25,363,135	12,420,012	49.0%	50.0%	
State Funded for Profit Sub-recipients		750,000	374,850	50.0%	50.0%	
		232,652	120,449	51.8%	50.0%	
Grants PATH		431,667	175,395	40.6%	50.0%	Provider had staff turn over, now fully staffed and expect to spend among the three PATH providers.
FL Hurricane SERG	NR	544,200	465,374	85.5%	50.0%	Funding expired 9/30/2019. Funding should have been at 100%. Barrier to finding individuals who met criteria for this funding.
Circles of Care – Crisis Stabilization	NR	500,000	255,936	51.2%	50.0%	
Purchase of Residential Treatment Svs for Community Forensic Beds		390,183	202,932	52.0%	50.0%	
Florida Assertive Community Treatment		524,474	339,649	64.8%	50.0%	
		3,558,091	1,850,444	52.0%	50.0%	
Indigent Psychiatric Medication Program		69,078	39,708	57.5%	50.0%	Providers will ensure other funds for medications are utilized (i.e. lines of credit) before utilizing these funds. State monitors utilization of this funding. Providers have historically spent all by end of FY.
Title XXI Children's Health Insurance Program – MH Care Coordination		1,223,969	357,739	29.2%	50.0%	Enrollment regulated by DCF
Community Forensic Multidisciplinary Teams for Temporary Assistance for Needy Families		507,089	257,522	50.8%	50.0%	
Community Action Treatment Team		652,000	399,273	61.2%	50.0%	
		661,245	400,436	60.6%	50.0%	
		3,000,000	1,462,283	48.7%	50.0%	
ME MH - CAT and MRT Enhancements	NR	357,664	1,596	0.4%	50.0%	Amend 39 added \$123,268 in funding. Providers have now hired positions specific to addressing the 4DX WIG. Anticipate funding to be utilized by next invoicing cycle. New funding, executed into contract 10/1. Utilizing for position to address 4DX WIG.
ME MH Supported Employment Services	NR	250,000		0.0%	50.0%	Now know how the provider can bill. Asked they bill this out in total prior to utilizing the GR funding allocated to Clubhouse. Do not forsee an issue utilizing all this funding. Working with the DCF and other ME's on how to submit data for this new OCA. Have come to a conclusion and should see services submitted by next invoicing cycle. This is specific to one provider for Clubhouse services. New funding, executed into contract 10/1. Aspire Clubhouses in Orange and Seminole
Mobile Crisis Teams		1,163,384	578,959	49.8%	50.0%	
Centralized Receiving Facilities		4,618,430	2,282,299	49.4%	50.0%	No concerns on fully spending by end of FY.
Transition Vouchers Mental Health		189,009	151,515	80.2%	50.0%	
Mental Health Total		\$44,986,270	\$22,136,369	49.2%	50.0%	

Central Florida Cares Health System, Inc
OCA Expenditure Utilization Summary – Page 3 of 3
For the YTD ended December 31, 2019



Dec 2019 YTD - OCA UTILIZATION SUMMARY						
OCA Description	Non Rec	Sch of Funds (Amend 39)	Expenditures Thru Dec2019	% Utilization	Target%	Notes - current month comments in red
SA Services and Support		18,103,112	9,131,874	50.4%	50.0%	
HIV Services		672,573	262,363	39.0%	50.0%	Continue to work with current network and contracting with new provider(s) to help utilize the funds. In process of working with a new provider to help expend the funds.
Prevention Services		2,690,290	1,036,816	38.5%	50.0%	No concerns. If the current contracted providers cannot utilize funds, we have providers we can re-allocate to in order to expend the funds.
Prevention Partnership Grant		571,106	330,273	57.8%	50.0%	
ME State Opioid Response Disc Grant - Hospital Bridge	NR	1,241,851	96,343	7.8%	50.0%	Continue to work with current Hospital Bridge program provider to expand services as well as with 2 new providers to implement the programs. Currently working with three providers to expand to other hospitals.
ME State Opioid Response Disc Grant-Child Welfare	NR	993,481	0	0.0%	50.0%	Working with billing of these services, programs are being implemented. Continue to meet with Provider and CBC's in Tri-County and Brevard to implement the programs. Expect to see services being billed in the next couple months.
State Opioid Response Disc Grant Prevent	NR	99,348	99,348	100.0%	50.0%	
ME State Opioid Response Disc Grant SVCS-Prevent - Year 2	NR	186,278	123,014	66.0%	50.0%	New funding, executed in the contract 10/1.
State Opioid Response MAT	NR	1,401,454	1,232,993	88.0%	50.0%	
ME State Opioid Response SVCS-MAT YR2	NR	2,762,443	845,323	30.6%	50.0%	Effective 10/1, burn rate should be 22% through month of November. Due to this it is slightly below target but expect to fully utilize prior to the end of the FY. New funding, executed in the contract 10/1.
Projects Expansion of Substance Abuse Services for Pregnant Women and their Families		1,883,426	1,127,763	59.9%	50.0%	
Family Intensive Treatment		1,062,183	545,452	51.4%	50.0%	
ME Road to Recovery - Opioid Response	NR	310,463	2,783	0.9%	50.0%	Provider submitted services under this funding instead of waiting until MSSM2 fully utilized. That is allowable and do not see an issue doing this. Will not be utilized until MSSM2 funding is fully utilized. Based on recent projection MSSM2 will be used prior to the end of the FY. New funding, executed in the contract 10/1. Allocated to providers providing opioid services.
Care Coordination		217,324	173,414	79.8%	50.0%	
Temporary Assistance for Needy Families		660,359	372,783	56.5%	50.0%	
Community Based Services		2,039,181	790,869	38.8%	50.0%	Recently amended funding into provider contract for Transitional Housing. Expect to utilize by the end of the FY. Newly contracted for Peer Services in Seminole Cty jail and Transitional Housing in Osceola county.
Transition Vouchers Substance Abuse		122,734	52,097	42.4%	50.0%	
Substance Abuse Total		\$35,017,606	\$16,223,507	46.3%	50.0%	
Provider Total		\$80,003,876	\$38,359,876	47.9%	50.0%	
TOTAL		\$83,059,102	\$39,570,038	47.6%	50.0%	

NR= Total Non-recurring funding is \$9,221,361.

Highlighted in red if < 75% of Target percentage
75% of target is 37.0%

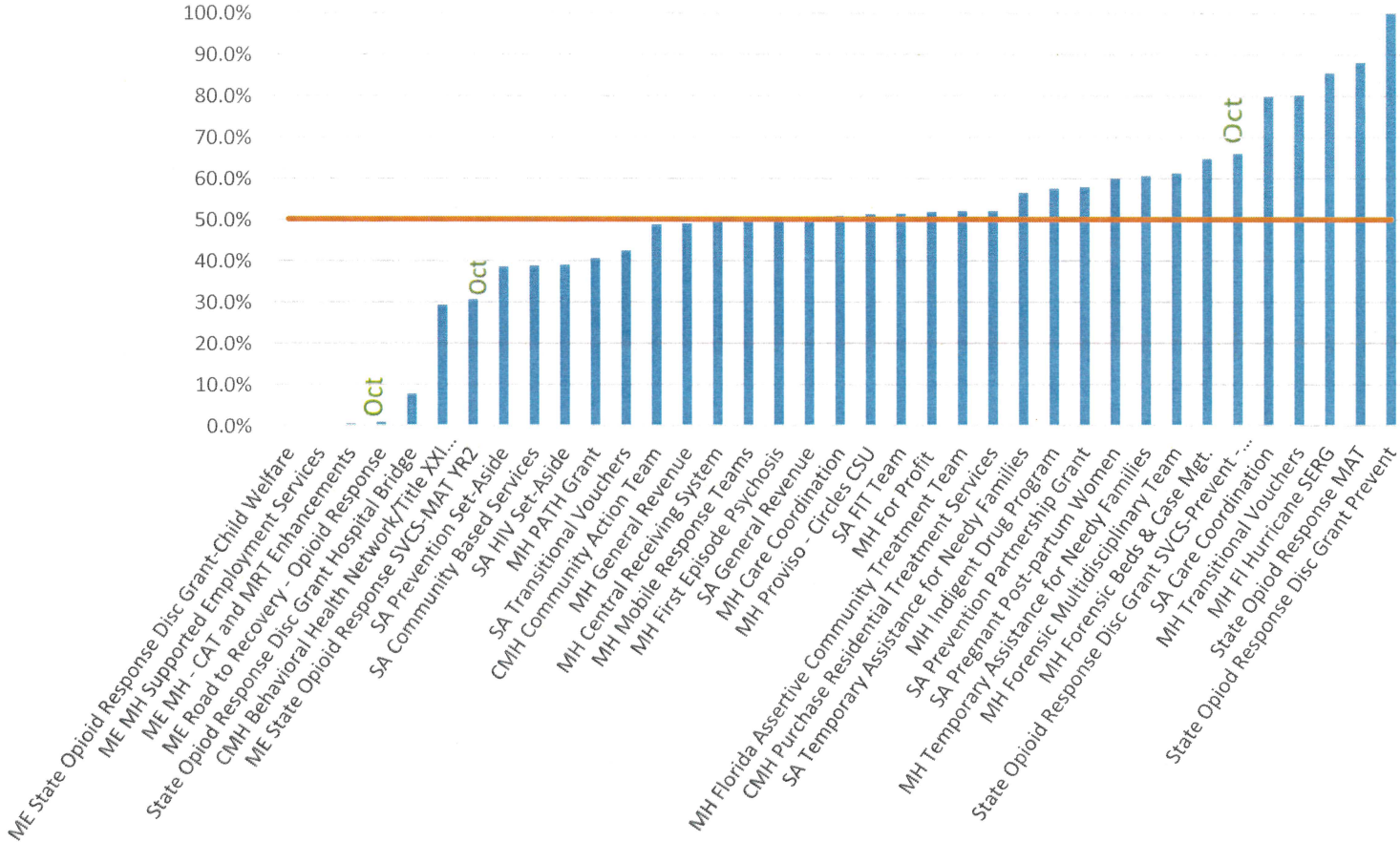
Central Florida Cares Health System, Inc

Utilization Rate by OCA

For the YTD ended December 31, 2019



Network = 47.9%
 Target = 50.0%
 Net underspending YTD = \$1,642,062



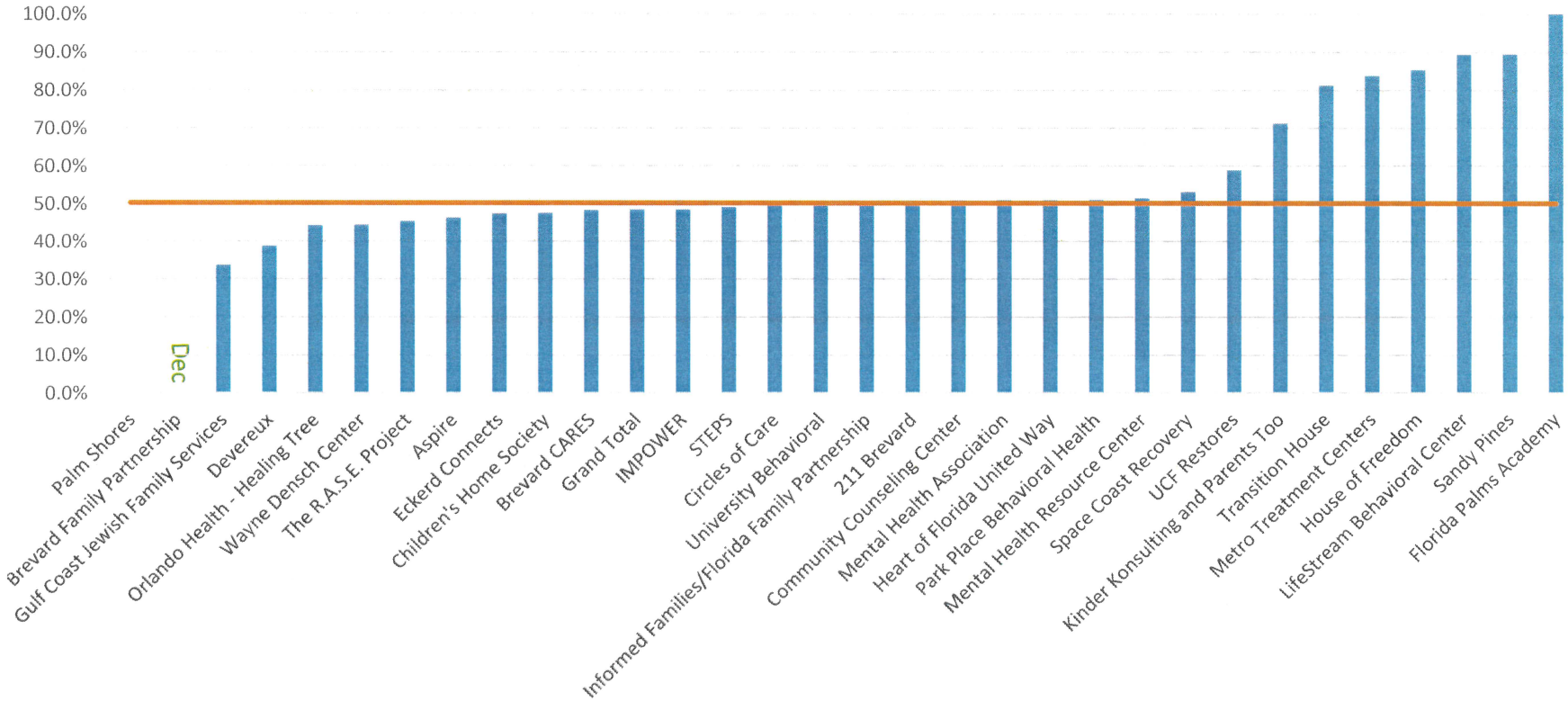
Central Florida Cares Health System, Inc

Utilization Rate by Provider

For the YTD ended December 31, 2019



Network = 48.3%
 Target = 50.0%



Central Florida Cares Health System, Inc Provider Expenditures – Ranked by Utilization For the YTD ended December 31, 2019



Provider	Budget	Expenditures	Utilization	Target	Over(Under)	Notes
Palm Shores	25,677	-	0.0%	50.0%	(12,839)	PRTS funding is specifically allocated to the length of stay for individual in the program.
Brevard Family Partnership	60,000		0.0%	50.0%	(30,000)	Contract executed on 12/12/19. Will begin in Jan.
Gulf Coast Jewish Family Services	186,220	62,491	33.6%	50.0%	(30,619)	Barrier to receiving referrals for their IHOS program. Spoke with provider and feel the barrier has been resolved.
Devereux	2,192,985	848,075	38.7%	50.0%	(248,417)	Mainly due to BNET enrollment, which are controlled by DCF SAMH office.
Orlando Health - Healing Tree	96,510	42,564	44.1%	50.0%	(5,691)	Low, continue to monitor and will re-allocate funds to the network, if needed.
Wayne Densch Center	398,021	175,970	44.2%	50.0%	(23,041)	Fully leased as of January with 35 new clients. Program reliant on Ability Housing being open. Now open and should see an influx of services.
The R.A.S.E. Project	361,476	163,515	45.2%	50.0%	(17,223)	Allocated funds for new positions in Seminole County jail, working on addressing barriers within program.
Aspire	40,740,207	18,779,716	46.1%	50.0%	(1,590,387)	Mainly due to unspent SERG funding, low utilization of Mental Health GR, HIV, CRS, Opioid Hospital, CAT. Do not see an issue spending CRS or MH GR.
Eckerd Connects	2,059,179	972,618	47.2%	50.0%	(56,971)	Mainly due to Opioid Prevention program, working on campaign. Do not anticipate an issue spending.
Children's Home Society	2,614,416	1,240,201	47.4%	50.0%	(67,007)	Mainly due to upspent SERG funding.
Brevard CARES	238,002	114,605	48.2%	50.0%	(4,396)	Paid based on actuals.
IMPOWER	1,168,138	564,596	48.3%	50.0%	(19,473)	Low spending of MH funding, continue to monitor and will re-allocate funds to the network, if needed.
STEPS	2,601,419	1,271,877	48.9%	50.0%	(28,832)	Have been focusing on Opioid funding utilization and will transfer individuals to other funding sources once it's fully utilized.
Circles of Care	14,326,557	7,092,309	49.5%	50.0%	(70,969)	Recently implement SOR CW and MHEMP (Navigation Specialist - 4DX) programs, thus utilization low.
University Behavioral	213,235	106,617	50.0%	50.0%	(0)	
Informed Families/Florida Family Partne	150,000	75,000	50.0%	50.0%	0	
211 Brevard	220,609	110,433	50.1%	50.0%	128	Recently allocated funding for texting program. Not concerned about spending.
Community Counseling Center	271,178	137,638	50.8%	50.0%	2,049	
Mental Health Association	71,613	36,371	50.8%	50.0%	565	
Heart of Florida United Way	164,775	83,687	50.8%	50.0%	1,299	
Park Place Behavioral Health	6,191,952	3,150,613	50.9%	50.0%	54,637	Mainly due to gradual implementation of Hospital Bridge program and underutilization of TANF.
Mental Health Resource Center	2,422,061	1,242,450	51.3%	50.0%	31,420	
Space Coast Recovery	589,377	312,859	53.1%	50.0%	18,170	
UCF Restores	63,467	37,308	58.8%	50.0%	5,574	
Kinder Konsulting and Parents Too	19,417	13,831	71.2%	50.0%	4,123	
Transition House	485,663	394,080	81.1%	50.0%	151,249	
Metro Treatment Centers	392,535	328,650	83.7%	50.0%	132,383	
House of Freedom	511,308	435,853	85.2%	50.0%	180,199	
LifeStream Behavioral Center	453,588	405,336	89.4%	50.0%	178,542	
Sandy Pines	107,051	95,743	89.4%	50.0%	42,218	
Florida Palms Academy	64,868	64,868	100.0%	50.0%	32,434	
Grand Total	\$79,461,504	\$38,359,876	48.3%	50.0%	(1,370,876)	

Central Florida Cares Health System, Inc

Provider Expenditures – Ranked by Budget

For the YTD ended December 31, 2019



Provider	Budget	Expenditures	Utilization	Target	Over(Under)	Notes
Kinder Consulting and Parents Too	19,417	13,831	71.2%	50.0%	4,123	
Palm Shores	25,677	-	0.0%	50.0%	(12,839)	PRTS funding is specifically allocated to the length of stay for individual in the program.
Brevard Family Partnership	60,000		0.0%	50.0%	(30,000)	Contract executed on 12/12/19. Will begin in Jan.
UCF Restores	63,467	37,308	58.8%	50.0%	5,574	
Florida Palms Academy	64,868	64,868	100.0%	50.0%	32,434	
Mental Health Association	71,613	36,371	50.8%	50.0%	565	
Orlando Health - Healing Tree	96,510	42,564	44.1%	50.0%	(5,691)	Low, continue to monitor and will re-allocate funds to the network, if needed.
Sandy Pines	107,051	95,743	89.4%	50.0%	42,218	
Informed Families/Florida FamilyPartne	150,000	75,000	50.0%	50.0%	0	
Heart of Florida United Way	164,775	83,687	50.8%	50.0%	1,299	
Gulf Coast Jewish Family Services	186,220	62,491	33.6%	50.0%	(30,619)	Barrier to receiving referrals for their IHOS program. Spoke with provider and feel the barrier has been resolved.
University Behavioral	213,235	106,617	50.0%	50.0%	(0)	
211 Brevard	220,609	110,433	50.1%	50.0%	128	Recently allocated funding for texting program. Not concerned about spending.
Brevard CARES	238,002	114,605	48.2%	50.0%	(4,396)	Paid based on actuals.
Community Counseling Center	271,178	137,638	50.8%	50.0%	2,049	
The R.A.S.E. Project	361,476	163,515	45.2%	50.0%	(17,223)	Allocated funds for new positions in Seminole County jail, working on addressing barriers within program.
Metro Treatment Centers	392,535	328,650	83.7%	50.0%	132,383	
Wayne Densch Center	398,021	175,970	44.2%	50.0%	(23,041)	Fully leased as of January with 35 new clients. Program reliant on Ability Housing being open. Now open and should see an influx of services.
LifeStream Behavioral Center	453,588	405,336	89.4%	50.0%	178,542	
Transition House	485,663	394,080	81.1%	50.0%	151,249	
House of Freedom	511,308	435,853	85.2%	50.0%	180,199	
Space Coast Recovery	589,377	312,859	53.1%	50.0%	18,170	
IMPOWER	1,168,138	564,596	48.3%	50.0%	(19,473)	Low spending of MH funding, continue to monitor and will re-allocate funds to the network, if needed.
Eckerd Connects	2,059,179	972,618	47.2%	50.0%	(56,971)	Mainly due to Opioid Prevention program, working on campaign. Do not anticipate an issue spending.
Devereux	2,192,985	848,075	38.7%	50.0%	(248,417)	Mainly due to BNET enrollment, which are controlled by DCF SAMH office.
Mental Health Resource Center	2,422,061	1,242,450	51.3%	50.0%	31,420	
STEPS	2,601,419	1,271,877	48.9%	50.0%	(28,832)	Have been focusing on Opioid funding utilization and will transfer individuals to other funding sources once it's fully utilized.
Children's Home Society	2,614,416	1,240,201	47.4%	50.0%	(67,007)	Mainly due to unspent SERG funding.
Park Place Behavioral Health	6,191,952	3,150,613	50.9%	50.0%	54,637	Mainly due to gradual implementation of Hospital Bridge program and underutilization of TANF.
Circles of Care	14,326,557	7,092,309	49.5%	50.0%	(70,969)	Recently implement SOR CW and MHEMP (Navigation Specialist - 4DX) programs, thus utilization low.
Aspire	40,740,207	18,779,716	46.1%	50.0%	(1,590,387)	Mainly due to unspent SERG funding, low utilization of Mental Health GR, HIV, CRS, Opioid Hospital, CAT. Do not see an issue spending CRS or MH GR.
Grand Total	\$79,461,504	\$38,359,876	48.3%	50.0%	(1,370,876)	

**Central Florida Cares Health System, Inc
DCF Contract Amendments – FY1920**



DCF Amendments - FY1920			
Amendment Number	Signed	Purpose	Budget
38	10/1/2019	Effective 7.1.2019	\$82,935,834
39	12/9/2019	Added \$123,268 for MHCME Non-recurring Mental Health Block Grant	\$83,059,102

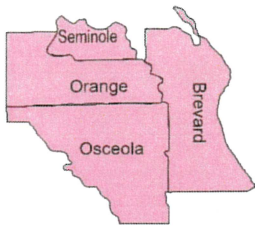
PROVIDER RECONCILIATION UPDATE



- On 12/2/19 DCF postponed provider reconciliation until 6.30.2020 year end audits
- There has been no update since then
- We know DCF is working on developing some guidance and a CFO meeting, so we expect to hear something soon.

QUESTIONS?





CFCHS Board of Director Network Service Tours



**Service/Location:
Seminole County**

IMPOWER - Children's Residential Facility

Tuesday, February 18, 2020, 1:30 pm – 2:30 pm
580 Old Sanford Oviedo Rd., 2nd Entrance, Building A
Winter Springs, FL 32708
Register for IMPOWER at:
<http://centralfloridacares.org/event/board-of-director-cfchs-network-service-tours-seminole-county/>

**Service/Location:
Osceola County**

Park Place Behavioral Health Care – Crisis Stabilization Unit

Friday, February 21, 2020, 9:30 am – 10:30 am
206 Park Place Blvd.
Kissimmee, FL 34741
Register for Park Place Behavioral at:
<http://centralfloridacares.org/event/board-of-director-cfchs-network-service-tours-osceola-county/>

**Service/Location:
Orange County**

STEPS, Inc. – Women's Residential Facility

Thursday, March 5, 2020, 10:00 am – 11:00 am
1991 Apopka Blvd.
Apopka, FL 32703
Register for STEPS at:
<http://centralfloridacares.org/event/board-of-director-cfchs-network-service-tours-orange-county/>

**Service/Location:
Orange County**

Aspire Health Partners – Crisis Stabilization Unit

Tuesday, March 24, 2020
9:30 am – 10:30 am OR 10:30 am – 11:30 am
434 W. Kennedy Blvd.
Orlando, FL 32810

Register for Aspire for 9:30 am at:
<http://centralfloridacares.org/event/board-of-director-cfchs-network-service-tours-orange-county-2/>

Register for Aspire for 10:30 am at:
<http://centralfloridacares.org/event/board-of-director-cfchs-network-service-tours-orange-county-3/>

**Service/Location:
Brevard County**

Circles of Care – Crisis Stabilization Unit, Adult Residential Facility

Tuesday, April 7, 2020, 1:00 pm – 2:00 pm
Main office, 400 E. Sheridan Road
CSU, Harbor Pines, 400 Martin Luther King Blvd.
Adult Residential Facility, 2000 Commerce
Melbourne, FL 32901
Register for Circles of Care at:
<http://centralfloridacares.org/event/board-of-director-cfchs-network-service-tours-brevard-county/>