

**Executive Committee Meeting Minutes
Wednesday, January 13, 2021
Central Florida Cares Health System, Inc.
CFCHS Board Room**



ATTENDANCE

Board of Directors Present:

Debbie Owens, President, Seminole Prevention Coalition
Mark Broms, Treasurer, Brevard Homeless Coalition (conference call)
Ian Golden, Past President, Brevard County Housing & Human Services
R. Wayne Holmes, Vice President, Retired Asst. State's Attorney/Community Advocate
David Solomon, Secretary, Walt Disney World

Central Florida Cares Health System, Inc. Staff

Maria Bledsoe, Chief Executive Officer
Daniel Nye, Chief Financial Officer
Trinity Schwab, Chief Operations Officer
Karla Pease, Executive Assistant

Guests

Farlen Halikman - Moore, Stephens, Lovelace, CPA

Meeting Called to Order

The Central Florida Cares Health System, Inc. (CFCHS) Executive Committee meeting was held on Wednesday, January 13, 2021 at 2:00 p.m. at Central Florida Cares Health System. The President called the meeting to order at 2:02 pm.

Approve Minutes

A motion to approve the December 9, 2020 minutes as written was made by Wayne Holmes, David Solomon seconded; motion passed. There were 3 ayes and no nays.

Form 990 Presentation

Farlen Halikman CPAs for Moore, Stephens, Lovelace, indicated the Form 990 is not complete. He will present the Form 990 at the Finance Committee on January 29, 2021.

Financial Report

The CFO reviewed the November financials. The balance sheet details out the current assets of \$18,398,189, of which \$7,358,202 is in cash. The balance sheet has been stable with minimal changes year to date thru November 30, 2020.

The Statement of Revenues and Expenses for the last 3 months and YTD is on page three. Expense activity has been positive to budget. YTD FY20-21, we are positive vs budget operationally in the amount of \$100,900.

Pages 4-6 are utilization expenditures for Mental Health and Substance Use by OCAs, providers, and rates. Details were provided related to the OCA's where spending year to date was underutilized.

Page 7 is showing how much has been spent on their entire budgets, ranking from largest contract down to smallest programs.

Pages 9-10 are Provider Expenditures year to date. An outline of contract amendments this fiscal year were shown on page 11.

Wayne Holmes made a motion to approve the November Financial report as presented. David Solomon seconded; motion passed. Voting occurred individually and there were 4 ayes and no nays.

Organizational Updates

- Budget Reduction – no new updates until the legislative session in March.
- CARES funding – Receiving \$3.3M
- Meeting with legislative representatives and attending legislative delegations.
- Worked with Senator Brodeur and Rep. Plascencia to sponsor Adult MRT and submitted applications, budget, and summary for \$1.3M for our region.
- CFCHS Telework and Staffing – may bring back staff on a rotating basis in February.
- Network update – working through some areas regarding budget cuts in children's services.
- Strategic plan at February Board of Directors' meeting. SWOT going out to members the first week of February.
- CFCHS' Officer Terms expire June 30, 2021.
- Partnered with Lutheran services of Florida and Southeast Behavioral Network to provide Project Opioid webinars.
- CFCHS' Policy Review – board members to review new and amended internal policies.
- Received \$12K from Community of Brevard Foundation for law enforcement personnel for mindfulness training and also \$1000 from TD Charitable Foundation for social workers for the network. These trainings will be recorded and added to CFCHS' website.
- Website launch is nearly ready for completion.

Other/Public Input

Ian Golden stated he was informed of a little over \$18M for rental assistance. Information will be passed on to providers.

Executive Committee Meeting

Next meeting February 10, 2021 at 2 pm.

Wayne Holmes made a motion to adjourn, David Solomon seconded. Motion passed.

The meeting adjourned at 3:16 pm.



Debbie Owens, President



Karla Pease, Recording Secretary

Executive Committee Agenda
Wednesday, January 13, 2021
2:00 PM – 3:00 PM
Central Florida Cares Health System, Inc.
Board Room



I. Welcome/Introductions	Debbie Owens	2 minutes
II. Approve Minutes <ul style="list-style-type: none">December 9, 2020 Minutes	Debbie Owens Group	2 minutes
III. Financial Report <ul style="list-style-type: none">990 PresentationNovember Financials	Mark Broms Farlen Halikman Daniel Nye	35 minutes
IV. Organizational Updates <ul style="list-style-type: none">GHME1 Budget ReductionCFCHS Telework and StaffingNetwork UpdateStrategic Plan and Board SurveyOfficer Terms Ending June 30, 2021	Maria Bledsoe	10 minutes
V. Other/Public Input	Group	3 minutes/person
VI. Adjourn - Executive Committee Meeting <ul style="list-style-type: none">February 10, 2021 from 2:00 pm to 3:00 pm	Group	2 minutes

**Executive Committee Meeting Minutes
Wednesday, December 9, 2020
Central Florida Cares Health System, Inc.
CFCHS Board Room and Zoom**



ATTENDANCE

Board of Directors Present:

Debbie Owens, President, Seminole Prevention Coalition
Mark Broms, Treasurer, Brevard Homeless Coalition (virtually)
Ian Golden, Past President, Brevard County Housing & Human Services
R. Wayne Holmes, Vice President, Retired Asst. State's Attorney/Community Advocate
David Solomon, Secretary, Walt Disney World

Central Florida Cares Health System, Inc. Staff

Maria Bledsoe, Chief Executive Officer
Daniel Nye, Chief Financial Officer
Trinity Schwab, Chief Operations Officer
Nikaury Munoz, Chief Integration Officer (virtually)
Geovanna Gonzalez, Director of Risk Management
Karla Pease, Executive Assistant

Guests

Farlen Halikman - Moore, Stephens, Lovelace, CPA
Sydney Webber - Moore, Stephens, Lovelace, CPA

Meeting Called to Order

The Central Florida Cares Health System, Inc. (CFCHS) Executive Committee meeting was held on Wednesday, December 9, 2020 at 2:00 p.m. at Central Florida Cares Health System. The President called the meeting to order at 2:04 pm.

Audit Presentation

Farlen Halikman and Sydney Webber, CPAs for Moore, Stephens, Lovelace, gave a presentation on the independent audit. A draft copy was presented for review. CFCHS received a clean audit with no audit adjustment and no deficiencies with either federal or state. CFCHS is considered low risk. Farlen complimented the Finance Department for a job well done and especially since the CFO was a newly hired employee. Sydney complimented the COO for answering questions, her willingness to explain and guide to communicate effectively, and lead to the efficiency of the operations of the audit.

Ian Golden made a motion to approve the audit as presented, Wayne Holmes seconded; motion passed. There were 4 ayes and no nays.

The audit will be made part of the consent agenda for the February 2021 board meeting. The 990 will be reviewed by the Finance and Executive Committees in January 2021.

Ian Golden made a motion to authorize the submitting all documents necessary for filing in anticipation of presentation to the board, David Solomon seconded; motion passed. There were 4 ayes and no nays.

Approve Minutes

A motion to approve the October 14, 2020 minutes as written was made by Wayne Holmes, Ian Golden seconded; motion passed. There were 4 ayes and no nays.

Financial Report

The CFO reviewed the October financials. The balance sheet details out the current assets of \$20,179,290, of which \$9,132,123 is in cash. The balance sheet has been stable with minimal changes year to date thru October 31, 2020.

The Statement of Revenues and Expenses for the last 3 months and YTD is on page three. Expense activity has been positive to budget primarily to continued reductions in travel and savings from still needing to fill staff positions. YTD FY20-21, we are positive vs budget operationally in the amount of \$181,734.

Pages 4-6 are utilization expenditures for Mental Health and Substance Use by OCAs, providers, and rates. The CFO, CEO and COO provided details related to the OCA's where spending year to date was significantly underutilized year to date. CEO and COO discussed in greater detail reasons for underutilization of Forensic Transitional Bed, Emergency COVID-19 Grant, Seminole County Sheriff's Office ARC Partnership and SOR Recovery Community Organizations.

Pages 7-8 show the same information in graph form. Pages 9-10 are Provider Expenditures year to date. An outline of contract amendments this fiscal year were shown on page 11, with more details shown on pages 12 and 13. Discussed funding differences between Amendment 44 and 46, highlighting an increase of just over \$8 million a majority of that being non-recurring funding for FY20-21.

Wayne Holmes made a motion to approve the October Financial report as presented. Ian Golden seconded; motion passed. Voting occurred individually and there were 4 ayes and no nays.

Organizational Updates

- Budget Reduction – 3% reductions (\$1.6M) may be implemented in legislative session in March 2021.
- Meeting with legislative representatives revolving around MRT in Orange, Brevard, and Seminole counties, and peer support in Osceola County.
- CFCHS Telework and Staffing – may bring back staff on a rotating basis after the first of the year.
- Received \$386K in recurring funding for school technology with telehealth. Need to assess, procure, and implement in 90 days.
- Working with Project Opioid with webinars and looking at a statewide approach.
- East Orange county project targeting communities with increased overdoses is still evolving.

- CFCCHS' Policy Review – board members to review new and amended internal policies. An Ad Hoc Committee will be formed by the Board President starting in January.
- MEs are exploring a revenue maximization white paper and are in initial phases.

Investigation Report

Ian Golden indicated the final investigation report states unsubstantiated allegations. DCF will be notified of the results. A letter written by the chair of the committee and approved by the HR attorney will be sent to the complainant stating no PTO will be paid out upon separation from employment. An update will be provided to the full board in February. Suggestions for the CEO were shared with her by the committee chair at an in-person meeting and followed up with an email.

Other/Public Input

Ian Golden stated he would like to publicly notice where board members attended the same meeting revolving around budget reductions and would like to disclose.

Executive Committee Meeting

Next meeting January 13, 2021 at 2 pm.

Ian Golden made a motion to adjourn, Wayne Holmes seconded. Motion passed.

The meeting adjourned at 3:08 pm.

Debbie Owens, President

Karla Pease, Recording Secretary

CENTRAL FLORIDA CARES HEALTH SYSTEM

Financial Report
November 2020 Financials
Unaudited



Central Florida Cares Health System, Inc

Statement of Financial Position

For the prior three months ended November 30, 2020

	11/30/2019	8/31/2020	9/30/2020	10/31/2020	11/30/2020
Assets					
Current Assets					
Cash in Bank	4,415,353	6,758,976	9,733,500	9,132,123	7,358,202
Accounts Receivable	12,241,469	16,503,082	10,306,658	10,983,194	10,983,194
Prepaid Insurance	16,898	21,807	19,626	17,445	15,265
Prepaid Expenses	16,978	20,153	20,153	20,153	15,153
Deposits	26,375	26,375	26,375	26,375	26,375
Total Current Assets	16,717,073	23,330,394	20,106,312	20,179,290	18,398,189
Long-term Assets					
Computer Equipment	5,500	5,500	5,500	5,500	5,500
Software	1,216,288	1,273,023	1,273,023	1,273,023	1,273,023
Accum Depreciation	(1,083,646)	(1,165,985)	(1,165,985)	(1,165,985)	(1,165,985)
Total Long-term Assets	158,143	112,538	112,538	112,538	112,538
Total Assets	16,875,216	23,442,932	20,218,850	20,291,828	18,510,727
Liabilities					
Short-term Liabilities					
Accounts Payable	6,815,720	5,934,002	5,297,495	6,833,440	5,769,963
Wages Payable	95,812	130,220	106,805	118,326	118,226
Federal Payroll Taxes Payable	7,330	20,785	8,171	9,052	9,044
403(b) Payable	8,094	4,664	759	5,498	5,751
Deductions Payable	1,175	1,041	861	1,175	845
Deferred Revenue	(613,161)	(95,619)	164,476	77,523	666,818
CarryForward Funds	3,248,217	3,875,123	3,875,123	3,875,592	3,959,416
Interest & Other Payable to DCF	27,617	1,784,999	5,867	1,568	3,645
Advance Due to DCF CY	6,832,321	11,089,053	10,065,240	8,478,497	7,166,685
Total Short-term Liabilities	16,423,125	22,744,268	19,524,796	19,400,671	17,700,392
Non Current Note Payable (PPP)	288,000	288,000	288,000	288,000	288,000
Total Liabilities	16,423,125	23,032,268	19,812,796	19,688,671	17,988,392
Net Assets					
Unrestricted Net Assets:					
Prior Year Excess Revenues (Expenses)	404,785	418,173	418,173	420,254	420,254
Curr Year Excess Revenues (Expenses)	47,306	(7,509)	(12,118)	182,902	102,080
Total Unrestricted Net Assets	452,091	410,664	406,055	603,156	522,334
Total Liabilities and Net Assets	16,875,216	23,442,932	20,218,850	20,291,828	18,510,727




Central Florida Cares Health System, Inc

Statement of Revenues and Expenses

For the prior three months and year to date November 30, 2020

	Sep-20	Oct-20	Nov-20	FY 21/20 YE
Program Services Revenue:				
DCF	5,692,383	7,524,163	5,842,290	31,217,575
FLINC	-	-	-	-
Orange County	-	-	-	-
Other	-	-	-	-
Brevard Co Planning Grant	-	-	-	-
Total Operating Revenue	5,692,383	7,524,163	5,842,290	31,217,575
Expenditures:				
Program Services Expenses	5,567,851	7,095,826	5,742,813	30,169,680
Personnel Expenses	91,328	188,743	121,328	687,603
403(b) Fees	587	500	837	1,924
Accounting Fees	-	-	12,500	12,500
Conferences	-	-	-	-
DCF Unallowables	27	497	26	550
Dues & Subscriptions	353	28	28	31,559
Insurance	2,379	2,458	1,856	11,401
Legal Fees	-	1,193	-	1,193
Meetings	-	5	5	11
Needs Assessment/Benchmarking	-	-	-	-
Office Equipment	35	-	70	7,885
Outreach and Awareness	-	-	6,857	6,857
Payroll Processing Fees	610	608	584	3,564
Printing & Publications	-	-	-	-
Professional Services Other	1,250	8,173	4,234	16,221
Recruiting and Screening	-	58	200	342
Rent-Building	14,950	14,950	14,950	75,953
Rent-Equipment	11	565	470	2,071
Software Development	-	-	-	-
Software Expense	15,070	12,449	13,808	74,067
Supplies & Postage	100	93	216	372
Telephone, Internet & Conf	1,673	2,999	2,343	11,714
Training	770	-	-	1,209
Total Expenditures	5,696,993	7,329,144	5,923,125	31,116,675
Operating Revenue over Expenditures	(4,609)	195,020	(80,835)	100,900
Other Revenue and Expenses:				
Contribution Revenue	-	-	13	1,179
Contribution Expense	-	-	13	1,179
Net Other Revenue (Expense)	(4,609)	195,020	(80,821)	102,080
Net Revenue over Expenditures	(4,609)	195,020	(80,821)	102,080



Central Florida Cares Health System, Inc
OCA Expenditure Utilization Summary – Page 1 of 3
 YTD For the month ended November 30, 2020

NOV 2020 YTD - OCA UTILIZATION SUMMARY							
MHS00	OCA Description	Non Rec	Sch of Funds	Expenditures	% Utilization		Notes - current month comments in red
					Thru Nov 30	Utilization	
	ME Admin Costs		(Amend 46) \$2,357,779	\$799,668	33.9%	41.7%	
MS919	ME Road to Recovery - Modernizing Behavioral Health Sys	NR	392,570	123,602	31.5%	41.7%	
MSSA2	State Opioid Response Disc Grant Admin-Y12	NR	26,170	11,120	42.5%	41.7%	
MSSA3	State Opioid Response Disc Grant Admin - Year 3	NR	149,957	10,875	7.3%	16.7%	
	ME Total		\$2,926,476	\$945,265	32.3%	41.7%	




Central Florida Cares Health System, Inc

OCA Expenditure Utilization Summary – Page 2 of 3

YTD For the month ended November 30, 2020

NOV 2020 YTD - OCA UTILIZATION SUMMARY							
	OCA Description	Non Rec	Sch of Funds (Amend 46)	Expenditures Thru Nov 30	% Utilization	Target%	Notes - current month comments in red
MH000	* General MH – 24hr Care Residential, Ambulatory, CSU, Baker Act, Inpatient Crisis, Prevention		25,208,330	10,047,450	39.9%	41.7%	
MH026	Early Intervention Svc -Psychotic Disorders		750,000	269,759	36.0%	41.7%	
MHSEF	* State Funded for Profit Sub-recipients		232,652	91,863	39.5%	41.7%	
MH0PG	Grants PATH		492,750	244,145	49.5%	41.7%	
MHS52	* Circles of Care – Crisis Stabilization	NR	700,000	323,258	46.2%	41.7%	
MH071	Purchase of Residential Treatment Sys for Emotionally Disturbed Children and Youth		390,183	6,535	1.7%	41.7%	Admissions to PRTS programs are significantly lower than in previous years. It's CFCHS understanding this is due to COVID-19.
MH072	* Community Forensic Beds		524,474	161,553	30.8%	41.7%	
MH073	* Florida Assertive Community Treatment		3,558,091	1,513,709	42.5%	41.7%	
MH076	* Indigent Psychiatric Medication Program		69,078	12,085	17.5%	41.7%	
MH0BN	Title XXI Children's Health Insurance Program – Behavior Health Network		954,590	355,042	37.2%	41.7%	
MH0CN	* MH Care Coordination		507,089	285,838	56.4%	41.7%	
MH0FH	* Community Forensic Multidisciplinary Teams for Hospital Diversion		652,000	227,043	34.8%	41.7%	
MH0TB	Temporary Assistance for Needy Families		661,245	183,720	27.8%	41.7%	
MHFMH	Forensic Transitional Beds		700,800	0	0.0%	41.7%	
MHCAT	* Community Action Treatment Team		3,000,000	1,249,471	41.6%	41.7%	
MHCOV	Emergency COVID-19 Grant	NR	555,000	121,911	22.0%	41.7%	
MHEMP	ME MH Supported Employment Services	NR	250,000	27,099	10.8%	26.0%	
MHTLH	ME MH Telehealth Behavioral Health		388,020	0	0.0%	0.0%	
MHMCT	* Mobile Crisis Teams		1,163,384	518,500	44.6%	26.0%	
MHSCR	* Centralized Receiving Facilities		4,618,430	1,920,159	41.6%	26.0%	
MHTRV	* Transition Vouchers Mental Health		189,009	121,526	64.3%	26.0%	
	Mental Health Total		\$45,565,125	\$17,680,675	38.8%	41.7%	



Central Florida Cares Health System, Inc

OCA Expenditure Utilization Summary – Page 3 of 3

YTD For the month ended November 30, 2020

	OCA Description	NOV 2020 YTD - OCA UTILIZATION SUMMARY					Notes - current month comments in red
		Non Rec	Sch of Funds (Amend 46)	Expenditures Thru Nov 30	Utilization %	Target%	
MS000	* SA Services and Support		18,134,175	6,532,839	36.0%	41.7%	
MS023	HIV Services		566,360	301,620	45.3%	41.7%	
MS025	Prevention Services		2,665,440	848,949	31.9%	41.7%	
MS0PP	Prevention Partnership Grant		571,106	217,867	38.1%	41.7%	
MSSOH	ME State Opioid Response Disc Grant - Hospital Bridge	NR	547,718	129,051	23.6%	41.7%	
MSSGP	ME ST Opioid Disc Grant GPRA	NR	300,570	16,982	5.6%	22.2%	New OCA added in September, providers still submitting cost reimbursement forms to spend this funding; some SOR providers have not submitted cost reimbursement forms.
MSSG3	ME ST Opioid Disc Grant GPRA YR3	NR	192,321	0	0.0%	0.0%	
MSSOW	ME State Opioid Response Disc Grant-Child Welfare	NR	547,718	145,339	26.5%	30.0%	
MSCSO	ME SA Seminole County SHRF Opioid ARC Partnership	NR	400,000	0	0.0%	0.0%	
MSSP2	ME State Opioid Response Disc Grant SVCS-Prevent - Year 2	NR	188,740	188,740	100.0%	100.0%	
MSSP3	ME State Opioid Response Disc Grant SVCS-Prevent - Year 3	NR	301,681	7,485	2.5%	12.5%	
MSSM2	ME State Opioid Response SVCS-MAT YR2	NR	3,566,803	1,868,152	52.4%	71.4%	
MSSM3	ME State Opioid Response SVCS-MAT YR3	NR	2,385,422	0	0.0%	0.0%	
MS081	* Projects Expansion of Substance Abuse Services for Pregnant Women and their Families		1,883,426	519,749	27.6%	41.7%	
MS091	* Family Intensive Treatment		1,062,184	441,366	41.6%	41.7%	
MS917	ME SA Specialized Treatment Education & Prevention Services - Women's Res Treatment	NR	250,000	68,881	27.6%	41.7%	
MS0CN	* Care Coordination		217,324	134,411	61.8%	41.7%	
MS0TB	Temporary Assistance for Needy Families		560,359	389,270	58.9%	41.7%	
MSCBS	* Community Based Services		2,039,181	624,382	30.6%	41.7%	
MSRC2	ME State Opioid Response Disc Grant SCVS Rec Comm Org Year 2		25,000	0	0.0%	41.7%	
MSRC3	ME State Opioid Response Disc Grant SCVS Rec Comm Org Year 3		237,574	0	0.0%	0.0%	
MSTRV	* Transition Vouchers Substance Abuse		122,734	37,248	30.3%	41.7%	
	Substance Abuse Total		\$36,965,836	\$12,472,331	33.7%	41.7%	
	Provider Total		\$82,530,961	\$30,153,006	36.5%	41.7%	
	TOTAL		\$85,457,437	\$31,098,271	36.4%	41.7%	

Highlighted in red if < 75% of Target percentage

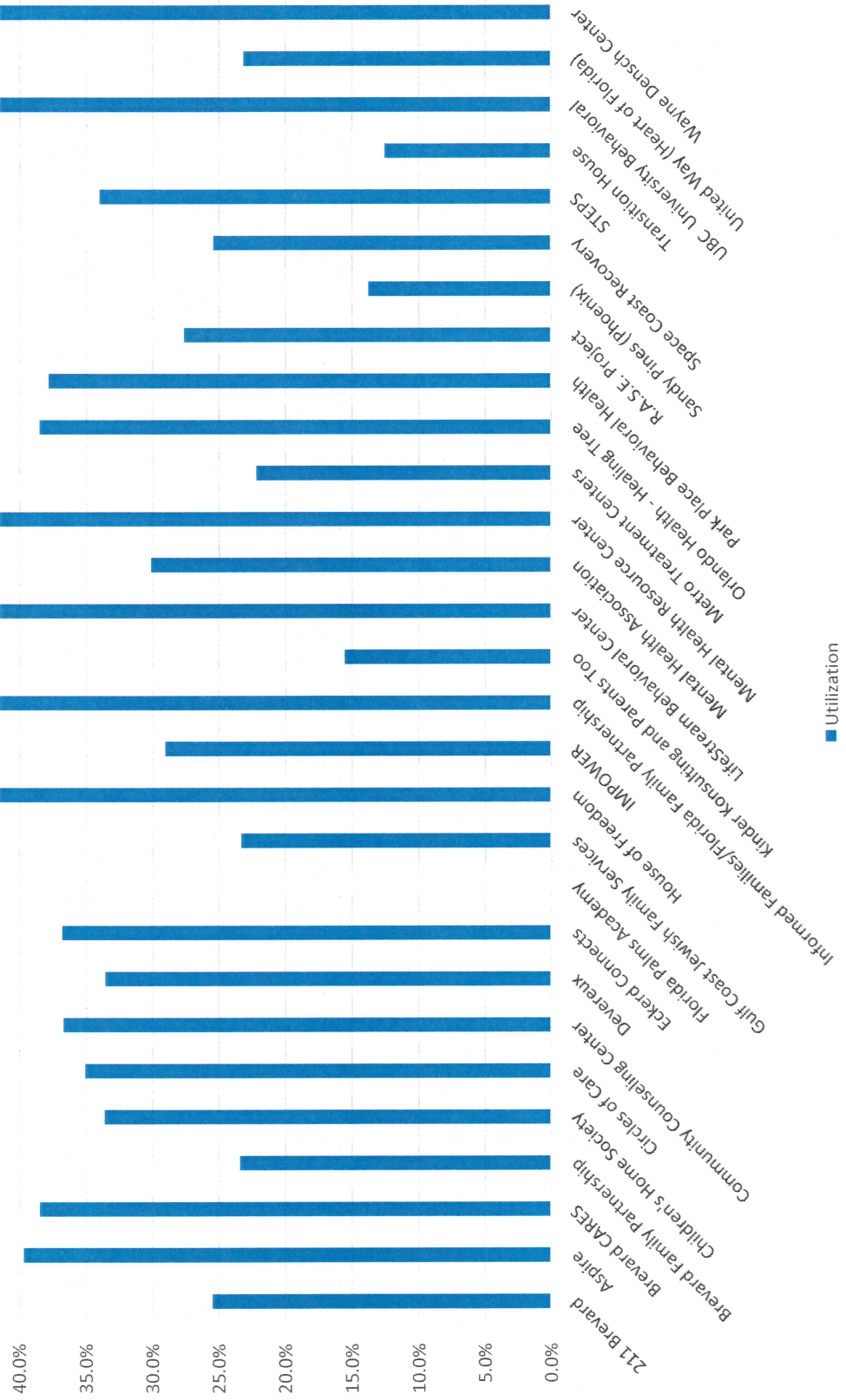
Central Florida Cares Health System, Inc

Utilization Rate by Provider


YTD For the month ended November 30, 2020



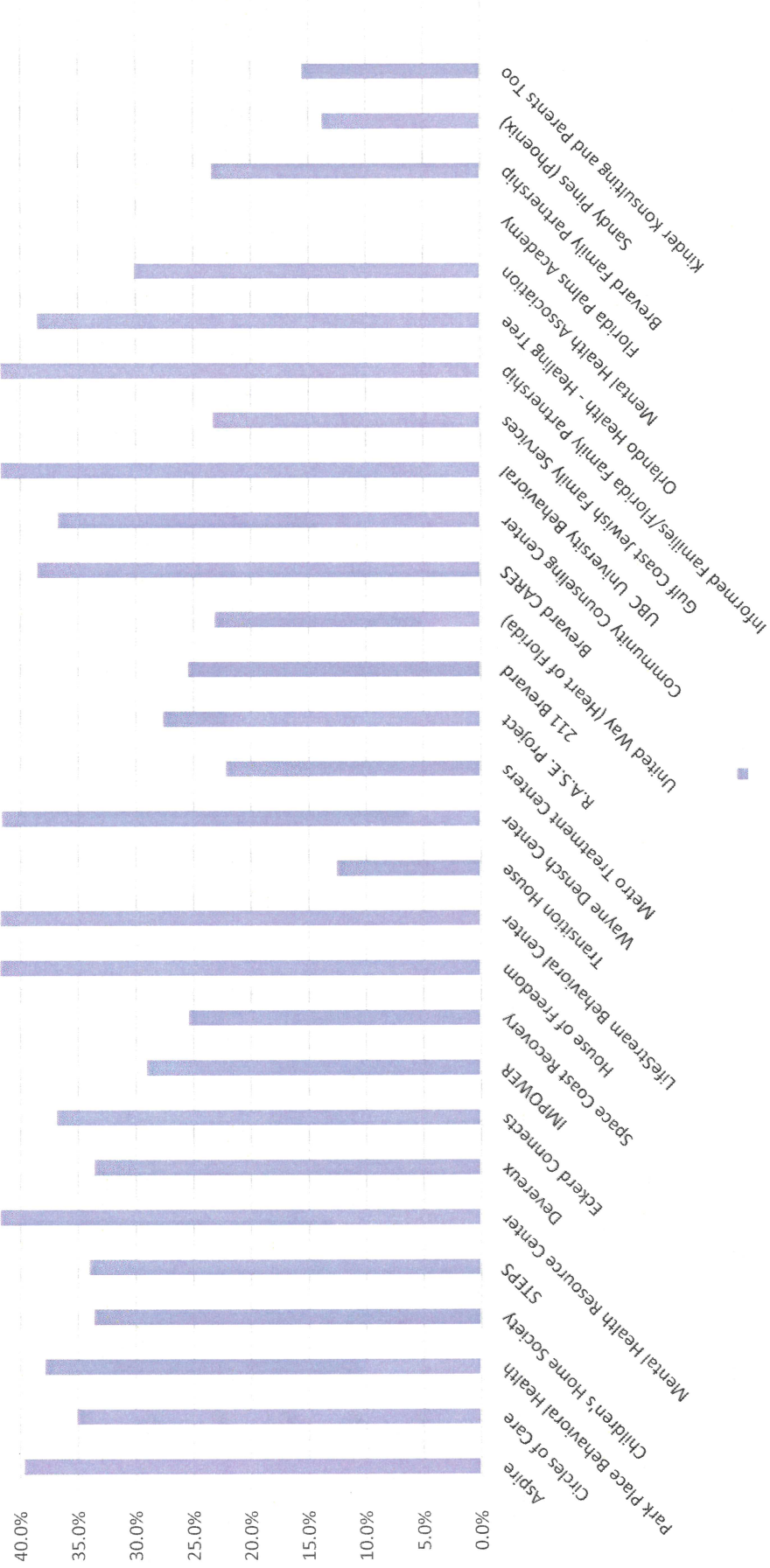
Utilization by Provider



Central Florida Cares Health System, Inc
Utilization Rate by Provider Size
 YTD For the month ended November 30, 2020



Utilization by Contract Size




Central Florida Cares Health System, Inc Provider Expenditures

YTD for the month ended November 30, 2020

Provider	Budget (Pending Final Amendment)	Expenditures	Utilization	Target	Over(Under)
211 Brevard Aspire	352,609 41,321,318	89,772 16,386,451	25.5% 39.7%	41.7% 41.7%	(57,148) (830,765)
Brevard CARES	252,614	97,206	38.5%	41.7%	(8,050)
Brevard Family Partnership	60,000	14,031	23.4%	41.7%	(10,969)
Children's Home Society	2,614,416	878,748	33.6%	41.7%	(210,591)
Circles of Care	14,530,058	5,097,651	35.1%	41.7%	(956,540)
Community Counseling Center	248,995	91,395	36.7%	41.7%	(12,353)
Devereux	2,313,415	777,015	33.6%	41.7%	(186,908)
Eckerd Connects	2,059,179	758,237	36.8%	41.7%	(99,754)
Florida Palms Academy	64,868	0	0.0%	41.7%	(27,028)
Gulf Coast Jewish Family Services	186,220	43,371	23.3%	41.7%	(34,220)
House of Freedom	511,308	223,246	43.7%	41.7%	10,201
IMPWVER	1,213,138	352,292	29.0%	41.7%	(153,182)
Informed Families/Florida Family Partn	150,000	62,500	41.7%	41.7%	0
Kinder Consulting and Parents Too	19,417	3,015	15.5%	41.7%	(5,076)
LifeStream Behavioral Center	508,959	225,140	44.2%	41.7%	13,073
Mental Health Association	71,613	21,562	30.1%	41.7%	(8,276)
Mental Health Resource Center	2,422,061	1,013,854	41.9%	41.7%	4,662
Metro Treatment Centers	392,535	86,935	22.1%	41.7%	(76,621)

Note: Over(Under) column reflects current expenditures compared to target



Central Florida Cares Health System, Inc
Provider Expenditures

YTD for the month ended November 30, 2020

Provider	Budget (Pending Final Amendment)	Expenditures	Utilization	Target	Over(Under)
Orlando Health - Healing Tree	96,510	37,172	38.5%	41.7%	(3,041)
Park Place Behavioral Health	6,262,190	2,369,153	37.8%	41.7%	(240,093)
R.A.S.E. Project	361,476	99,846	27.6%	41.7%	(50,769)
Sandy Pines (Phoenix)	42,516	5,856	13.8%	41.7%	(11,859)
Space Coast Recovery	589,377	149,764	25.4%	41.7%	(95,810)
STEPS	2,601,574	884,800	34.0%	41.7%	(199,189)
Transition House	485,663	61,006	12.6%	41.7%	(141,353)
UBC University Behavioral	213,235	88,848	41.7%	41.7%	(0)
United Way (Heart of Florida)	296,774	68,656	23.1%	41.7%	(55,000)
Wayne Densch Center	398,021	165,482	41.6%	41.7%	(360)

Note: Over(Under) column reflects current expenditures compared to target

Central Florida Cares Health System, Inc DCF Contract Amendments – FY2021

DCF Amendments - FY2020-21			
Amendment Number	Signed	Purpose	Budget
38	10/1/2019	Effective 7.1.2019	\$82,935,834
39	12/9/2019	Added \$123,268 for MHCME Non-recurring Mental Health Block Grant	\$83,059,102
40	2/12/2020	Correct Payment Schedule	\$83,059,102
41	4/29/2020	Correct Payment Schedule Adds \$122,000 MH TANF Pending	\$83,181,102
42	5/29/2020	Additional funding for 211 services (\$264,000) and \$45,000 for IMPOWER statewide telehealth project	\$83,490,102
43	6/29/2020	GHME1 3 Year Contract Renewal	\$221,143,419
44	8/24/2020	GHME1 3 Funding Changes for FY2021	\$77,439,836
45	9/25/2020	GHME1 3 Contracting Language Changes	\$77,439,836
46	11/23/2020	GHME1 3 Funding Changes for FY2021 (SOR Funds)	\$85,457,437

DCF Contract History - per year as of Amendment 40