

**Board of Directors' Meeting Minutes
Thursday, February 18, 2021
Central Florida Cares Health System, Inc.
Board Room and Zoom**



ATTENDANCE

Central Florida Cares Health System Board of Directors

Debbie Owens, President, Seminole Prevention Coalition
Robert Wayne Holmes, Vice President, Retired Asst. State Atty./Consumer Advocate
Mark Broms, Treasurer, Brevard Homeless Coalition (via Zoom)
David Solomon, Secretary, Walt Disney World
Enrique Aponte, Consumer Advocate
Jules Brace, Orange County Sheriff
Luis Delgado, Consumer Advocate
Babette Hankey, Aspire Health Partners (via Zoom)
Valerie Holmes, Brevard Family Partnership
Tara Hormell, Children's Home Society
Kristen Hughes, Lassiter-Ware Insurance
Ken Peach, Health Council of East Central Florida
Bill Vintroux, Circles of Care (via Zoom)
Donna Walsh, Seminole County Health Dept.
Eric Welch, NAMI of Greater Orlando

Central Florida Cares Health System, Inc. Staff

Maria Bledsoe, Chief Executive Officer
Trinity Schwab, Chief Operations Officer
Daniel Nye, Chief Financial Officer
Karla Pease, Executive Assistant and Recording Secretary

Guests

Jill Krohn, Regional SAMH Director, Department of Children and Families
Mary Christie, Contract Manager, Department of Children and Families
Anna Kesic, CEO of IMPOWER
Natalie Mullet, Park Place Behavioral Health
Farlen Halikman, Moore, Stephens, Lovelace, P.A.
Courtney Hogben, Moore, Stephens, Lovelace, P.A.
Christine Suehle, Aspire Health Partners
Nelson Kull, Pathways Drop-In
407-982-8064 – Unknown via Zoom

Meeting Called to Order

Central Florida Cares Health System, Inc. (CFCHS) Board of Directors' meeting was held on Thursday, February 18, 2021, at 3:00 p.m. at 707 Mendham Blvd., Suite 201, Orlando, FL 32825. The President called the meeting to order at 3:05 p.m.

Organizational Updates:

- GHME1 Budget Reduction 3% will not be imposed by the state. CFCHS will work with network on the allocation.
- Legislative Budget session on-going nothing concrete.
- Medicaid Renewal Application working through the renewal process.
- Funding Opportunity applied for five funding opportunities.
- Project Opioid Webinars where focus is on OBGYN doctors relating to pregnant women needing medically assisted treatment. More information will be shared when webinars are completed.
- Staff will be coming back to the office on a rotating basis. Protocols are in place to keep safety the main focus.
- Executive Committee terms are ending June 30, 2021. Reach out to CEO if interested in becoming an Executive member.
- Mindfulness Trainings – two trainings are scheduled. One for the network/staff and the other with the Melbourne Police Dept.

Strategic Planning Presentation

Ken Peach, Director, informed members that he has received SWOT input from staff and board members and is presenting the strengths, opportunities, weaknesses, and threats of CFCHS. During the presentation, some corrections and wordsmithing were implemented. The CEO will make the changes/additions to the slide presentation and send the revised slides to Directors following the meeting. CFCHS staff will work on the plan moving forward and vote for approval will be presented at the April Board of Directors' meeting. Discussion followed among Directors regarding service gaps where clients need to receive warm hand offs.

Consent Agenda

Kristen Hughes made a motion to approve consent agenda items, Wayne Holmes seconded; motion passed. There were 12 ayes and 0 nays.

990 Presentation

Courtney Hogben, Moore Stephens, Lovelace, P. A., presented the 990 to the Board of Directors.

Ken Peach made a motion to approve the 990 as presented, Valerie Holmes seconded, motion passed. There were 12 ayes and 0 nays.

Financial Report

The Treasurer asked the CFO to present the financial report for December. The CFO indicated the first page is the balance sheet consisting of assets and liabilities, where not much has changed. The PPP loan is currently showing as a non-current liability of \$288,000, but when 100% forgiven, will be removed.

Page 3 is the Statement of Revenues and Expenses where personnel expenses are a little low. Two position were filled in January so that line will increase. Everything else is as expected.

Page 4 shows the OCA expenditures for the ME, where the target is 44.2%. A change being implemented is to move targets to be more pro rata to when the money is actually received.

OCAs from MH, target expected to be at 46.2%, but was actually 46.4%, and expended a little more than anticipated. A few OCAs that are highlighted in red are seeing slower utilization, and the common theme is decreased admissions and COVID.

The COO talked to DCF regarding PRTS funding and seeing if other MEs can use the funds since referrals are not coming into the PRTS program perhaps due to Medicaid authorizing more and residential service needs for adolescents is down.

OCAs for SA target was 43.6%, but actual is 40.5%. OCAs were highlighted in red and explanations provided.

Page 7 shows utilization by provider where providers fall year to date and in graph form on page 8. Pages 9 and 10 show provider expenditures showing utilization and target where most providers are where expected.

Page 11 are DCF amendments where funds are at \$85M. Amendment 47 is being secured for signatures and put into the schedule to include CARES act funding, which is temporary funding.

Wayne Holmes made a motion to approve the December 2020 financial report as presented; David Solomon seconded; motion passed. There were 12 ayes and 0 nays.

Investigation Update


The President briefed Directors on the investigation report where a complaint was issued prior to COVID-19 by the former CFO. An Ad-Hoc committee interviewed employees, determined there were no findings, the Director of Compliance reached out to CFCHS' attorney to draft a letter. The letter was sent certified and have had no further actions.

Other/Public Input - None

The next Board of Directors' Meeting will be Thursday, April 15, 2021 at 3 pm.

David Solomon made a motion to adjourn, Luis Delgado second, motion passed.

The meeting adjourned at 4:45 p.m.


Debbie Owens
President


Karla K. Pease
Recording Secretary

Board of Directors' Agenda
Thursday, February 18, 2021
3:00 PM – 5:00 PM
Central Florida Cares Health System, Inc.
Via Zoom



I.	Welcome/Introductions	Debbie Owens	2 minutes
II.	Financial Report	Mark Broms	
	<ul style="list-style-type: none"> • Financial Report • Provider Reconciliation Update • Finance Committee Representation 	Dan Nye Dan Nye Mark Broms	20 minutes 5 minutes 3 minutes
III.	Consent Agenda	Board	5 minutes
	<ul style="list-style-type: none"> • Approve October 15, 2020 minutes • FY19-20 Independent Audit • Merit Policy • Board Member Renewal: <ul style="list-style-type: none"> ○ Debbie Owens until December 2023 		
IV.	Organizational Updates	Maria Bledsoe	15 minutes
	<ul style="list-style-type: none"> • GHME1 Budget Reduction • Legislative Budget • Medicaid Renewal Application • Funding Opportunity • Officer Terms • Project Opioid Webinars • Mindfulness Trainings 		
V.	Strategic Planning	Ken Peach	60 minutes
VI.	Investigation Update	Ian Golden	3 minutes
VII.	990 Presentation	Courtney Hogben	10 minutes
VIII.	Other/Public Input	Group	3 minutes/person
IX.	Adjourn - Next Board of Directors' Meeting	Group	1 minute
	<ul style="list-style-type: none"> • Thursday, April 15, 3:00-5:00 pm 		

**Board of Directors' Meeting Minutes
Thursday, October 15, 2020
Central Florida Cares Health System, Inc.
Via Zoom**



ATTENDANCE

Central Florida Cares Health System Board of Directors

Debbie Owens, President, Seminole Prevention Coalition
Robert Wayne Holmes, Vice President, Retired Asst. State Atty./Consumer Advocate
Mark Broms, Treasurer, Brevard Homeless Coalition
David Solomon, Secretary, Walt Disney World
Ian Golden, Past President, Brevard County Housing & Human Services
Enrique Aponte, Consumer Advocate
Richard Barlow, Park Place Behavioral Health
Yasmin Flasterstein, Peer Support Space
Babette Hankey, Aspire Health Partners
Valerie Holmes, Brevard Family Partnership
Tara Hormell, Children's Home Society
Kristen Hughes, Lassiter-Ware Insurance
Joel Hunter, Community Resource Network
Mary Kogut Lowell, Attorney
Ken Peach, Health Council of East Central Florida
Thomas Todd, Connection Church
Bill Vintroux, Circles of Care
Donna Walsh, Seminole County Health Dept.
Eric Welch, NAMI of Greater Orlando

Central Florida Cares Health System, Inc. Staff

Maria Bledsoe, Chief Executive Officer
Trinity Schwab, Chief Operations Officer
Michael Lupton, Chief Information Officer
Nikaury Munoz, Chief Integration Officer
Daniel Nye, Chief Financial Officer
Karla Pease, Executive Assistant and Recording Secretary

Guests

Jill Krohn, Regional SAMH Director, Department of Children and Families
Mary Christie, Contract Manager, Department of Children and Families
Isabel Velasquez, CFO of IMPOWER

Meeting Called to Order

Central Florida Cares Health System, Inc. (CFCHS) Board of Directors' meeting was held on Thursday, October 15, 2020, at 3:00 p.m. at 707 Mendham Blvd., Suite 201, Orlando, FL 32825, via Zoom. The President called the meeting to order at 3:05 p.m.

Representative David Smith

The representative was not in attendance.

Financial Report

The Treasurer stated the August financials and provider reconciliation will be presented by the CFO.

The CFO indicated the first page is the balance sheet consisting of assets and liabilities. CFCHS started with a 2-months cash advance from DCF where cash in the bank and accounts receivable differentiated due to DCF behind in their payment by about 5 days but has since cleared up.

Page 3 is the Statement of Revenues and Expenses where everything is as expected. Expenditures in personnel are in line, rent was \$16,150 a month last year. CFCHS entered into a new lease which reduced rent by \$1200 each month. Software expenses - FivePoints FASAMS upgrades was \$32K. Dues and Subscriptions was \$31K in July and reflects an annual payment. The CFO reported all normal activity.

Page 4 is the Schedule of Funds where the federal and state total funding for FY20-21 and FY19-20 were compared and differences noted. State opioid funding will increase with Amendment #46.

Mark Broms made a motion to approve the August financial report as presented; Ken Peach seconded; motion passed. There were 19 ayes and 0 nays.

Provider Reconciliations

The CFO stated the Provider Reconciliations are going well. CFCHS has received 14 reconciliations so far. CFCHS is in the process of reviewing the reconciliations. The remaining provider reconciliations should be coming in over the next few days. CFCHS will be sending FY2019-20 PAN's to providers over next 5-7 business days.

Consent Agenda

Motion to approve consent agenda items made by Tara Hormell, Bill Vintroux seconded; motion passed. There were 19 ayes and 0 nays.

Organizational Updates:

- GHME1 Update and budget reduction – did receive direction from DCF to implement 3% reduction (\$1.6M) in the system of care. CFCHS worked with the network to assist on what services can be reduced and how it would impact clients. CFCHS used Admin and carry forward funds, and terminated two contracts. Aspire Health Partners had cuts in JARF and CCSU, but after meeting with community partners, these services will be continued by other providers. The first year of budget reductions are non-recurring funds

but next year's fiscal budget will be recurring funds. There was discussion among members.

- Legislative meetings - CFCCHS is sharing with legislatives the impact on the budget reduction.
- CFCCHS Telework and Staffing – Building is under construction. Staff will return when finished.
- Collaboration for CIT training with Melbourne Police Department, FDLE, and Community members on the discussion panel. Duplicate training at Palm Bay Police Department next month.
- Strategic Plan – Ken Peach will present at February Board of Directors' Meeting.
- Project Opioid Ted Talks – Some of the opioid funds received will be designated for Ted Talks related to education awareness and using subject matter experts from our own network.
- Phase 3 Open – Governor's Executive Order will expire at end of October stating meetings could occur virtually.
- CFCCHS has a new website to launch at the end of October.

Sunshine Law Presentation

The Vice President, Wayne Holmes, provided the Sunshine Law refresher training.

Planning Council – Nelson Kull, Pathways Drop-In Center, was not in attendance.

Other/Public Input - None

The next Board of Directors' Meeting will be Thursday, December 17, 2020 at 3 pm.

Ian Golden made a motion to adjourn, Ken Peach second, motion passed. There were 19 ayes and 0 nays.

The meeting adjourned at 4:08 p.m.

Debbie Owens
President

Karla K. Pease
Recording Secretary

CENTRAL FLORIDA CARES HEALTH SYSTEM

Financial Report
December 2020 Financials
Unaudited

Central Florida Cares Health System, Inc
Statement of Financial Position
For the prior three months ended December 31, 2020



	<u>12/31/2019</u>	<u>9/30/2020</u>	<u>10/31/2020</u>	<u>11/30/2020</u>	<u>12/31/2020</u>
Assets					
Current Assets					
Cash in Bank	3,512,709	9,733,500	9,132,123	7,358,202	6,948,156
Accounts Receivable	12,354,442	10,306,658	10,983,194	10,983,194	12,128,565
Prepaid Insurance	14,484	19,626	17,445	15,265	13,084
Prepaid Expenses	17,853	20,153	20,153	15,153	15,153
Deposits	26,375	26,375	26,375	26,375	26,375
Total Current Assets	<u>15,925,863</u>	<u>20,106,312</u>	<u>20,179,290</u>	<u>18,398,189</u>	<u>19,131,334</u>
Long-term Assets					
Computer Equipment	5,500	5,500	5,500	5,500	5,500
Software	1,216,288	1,273,023	1,273,023	1,273,023	1,273,023
Accum Depreciation	(1,063,646)	(1,165,985)	(1,165,985)	(1,165,985)	(1,165,985)
Total Long-term Assets	<u>158,143</u>	<u>112,538</u>	<u>112,538</u>	<u>112,538</u>	<u>112,538</u>
Total Assets	<u>16,084,006</u>	<u>20,218,850</u>	<u>20,291,828</u>	<u>18,510,727</u>	<u>19,243,872</u>
Liabilities					
Short-term Liabilities					
Accounts Payable	5,937,270	5,297,495	6,833,440	5,769,963	5,984,247
Accrued Expenses				-	-
Wages Payable	107,948	106,805	118,326	118,226	138,954
Federal Payroll Taxes Payable	8,258	8,171	9,052	9,044	10,630
403(b) Payable	1,672	759	5,498	5,751	2,295
Deductions Payable	833	861	1,175	845	845
Deferred Revenue	440,953	164,476	77,523	666,818	2,184,590
CarryForward Funds	3,248,217	3,875,123	3,875,592	3,959,416	3,959,416
Interest & Other Payable to DCF	37,426	5,867	1,568	3,645	5,708
Advance Due to DCF CY	5,856,275	10,065,240	8,478,497	7,166,685	6,142,873
Total Short-term Liabilities	<u>15,638,852</u>	<u>19,524,796</u>	<u>19,400,671</u>	<u>17,700,392</u>	<u>18,429,558</u>
Non Current Note Payable (PPP)		288,000	288,000	288,000	288,000
Total Liabilities	<u>15,638,852</u>	<u>19,812,796</u>	<u>19,688,671</u>	<u>17,988,392</u>	<u>18,717,558</u>
Net Assets					
Unrestricted Net Assets:					
Prior Year Excess Revenues (Expenses)	404,785	418,173	420,254	420,254	420,254
Curr Year Excess Revenues (Expenses)	40,369	(12,118)	182,902	102,080	106,060
Total Unrestricted Net Assets	<u>445,154</u>	<u>406,055</u>	<u>603,156</u>	<u>522,334</u>	<u>526,314</u>
Total Liabilities and Net Assets	<u>16,084,006</u>	<u>20,218,850</u>	<u>20,291,828</u>	<u>18,510,727</u>	<u>19,243,872</u>

Central Florida Cares Health System, Inc
Statement of Revenues and Expenses
For the prior three months and year to date December 31, 2020



Unaudited	Sep-20	Oct-20	Nov-20	Dec-20	FY 21/20 YE
Program Services Revenue:					
DCF	5,692,383	7,524,163	5,842,290	6,155,009	37,372,584
Other	-	-	-	-	-
Brevard Co Planning Grant	-	-	-	-	-
Total Operating Revenue	5,692,383	7,524,163	5,842,290	6,155,009	37,372,584
Expenditures:					
Program Services Expenses	5,567,851	7,095,826	5,742,813	5,959,006	36,128,687
Personnel Expenses	91,328	188,743	121,328	148,579	836,181
403(b) Fees	587	500	837	-	1,924
Accounting Fees	-	-	12,500	3,000	15,500
Conferences	-	-	-	-	-
DCF Unallowables	27	497	26	1	551
Dues & Subscriptions	353	28	28	2,703	34,261
Insurance	2,379	2,458	1,856	2,372	13,773
Legal Fees	-	1,193	-	-	1,193
Meetings	-	5	5	5	16
Office Equipment	35	-	70	119	8,004
Office Furn & Fixture	-	-	-	2,408	2,408
Outreach and Awareness	-	-	6,857	-	6,857
Payroll Processing Fees	610	608	584	692	4,256
Printing & Publications	-	-	-	-	-
Professional Services Other	1,250	8,173	4,234	1,314	17,535
Recruiting and Screening	-	58	200	98	441
Rent-Building	14,950	14,950	14,950	14,950	90,903
Rent-Equipment	11	565	470	520	2,590
Software Development	-	-	-	-	-
Software Expense	15,070	12,449	13,808	12,455	86,522
Supplies & Postage	100	93	216	270	642
Telephone, Internet & Conf	1,673	2,999	2,343	2,343	14,057
Training	770	-	-	195	1,404
Total Expenditures	5,696,993	7,329,144	5,923,125	6,151,029	37,267,704
Operating Revenue over Expenditures	(4,609)	195,020	(80,835)	3,979	104,879
Other Revenue and Expenses:					
Contribution Revenue	-	-	13	-	1,179
Contribution Expense	-	-	-	-	-
Net Other Revenue (Expense)	-	-	13	-	1,179
Net Revenue over Expenditures	(4,609)	195,020	(80,821)	3,979	106,060

Central Florida Cares Health System, Inc
OCA Expenditure Utilization Summary – Page 1 of 3
 YTD For the month ended December 31, 2020



DEC 2020 YTD - OCA UTILIZATION SUMMARY							
	OCA Description	Non Rec	Sch of Funds (Amend 46)	Expenditures Thru Nov 30	% Utilization	Target%	Notes - current month comments in red
MHS00	ME Admin Costs		\$2,357,779	\$965,258	40.9%	45.8%	-
MS919	ME Road to Recovery - Modernizing Behavioral Health Sys	NR	392,570	146,250	37.3%	45.8%	
MSSA2	State Opioid Response Disc Grant Admin-Yr2	NR	26,170	11,120	42.5%	45.8%	
MSSA3	State Opioid Response Disc Grant Admin - Year 3	NR	149,957	14,659	9.8%	13.3%	
	ME Total		\$2,926,476	\$1,137,287	38.9%	44.2%	

Central Florida Cares Health System, Inc
OCA Expenditure Utilization Summary – Page 2 of 3
 YTD For the month ended December 31, 2020



DEC 2020 YTD - OCA UTILIZATION SUMMARY							
	OCA Description	Non Rec	Sch of Funds (Amend 46)	Expenditures Thru Nov 30	% Utilization	Target%	Notes - current month comments in red
MH000	* General MH – 24hr Care Residential, Ambulatory, CSU, Baker Act, Inpatient Crisis, Prevention		25,208,330	11,938,532	47.4%	50.0%	
MH026	Early Intervention Svc -Psychotic Disorders		750,000	324,649	43.3%	50.0%	
MHSFP	* State Funded for Profit Sub-recipients		232,652	109,632	47.1%	50.0%	
MH0PG	Grants PATH		492,750	274,071	55.6%	50.0%	
MHS52	* Circles of Care – Crisis Stabilization	NR	700,000	390,600	55.8%	50.0%	
MH071	Purchase of Residential Treatment Svcs for Emotionally Disturbed Children and Youth		390,183	6,713	1.7%	37.5%	Admissions to PRTS programs are significantly lower than in previous years. It's CFCHS understanding this is due to COVID-19.
MH072	* Community Forensic Beds		524,474	227,577	43.4%	50.0%	
MH073	* Florida Assertive Community Treatment		3,558,091	1,789,074	50.3%	50.0%	
MH076	* Indigent Psychiatric Medication Program		69,078	18,384	26.6%	50.0%	OCA is the last source of Funding, Typically, Rx is billed on Credit, then Insurance reimbursement and CoPay's, then OCA \$\$
MH0BN	Title XXI Children's Health Insurance Program – Behavior Health Network		954,590	425,370	44.6%	50.0%	
MH0CN	* MH Care Coordination		507,089	343,519	67.7%	50.0%	
MH0FH	* Community Forensic Multidisciplinary Teams for Hospital Diversion		652,000	233,415	35.8%	50.0%	Reduced applicable diversions due to covid19.
MH0TB	Temporary Assistance for Needy Families		661,245	211,276	32.0%	50.0%	Low Admissions & Services are being reimbursed by Medicaid for some families; Low admissions also a result of COVID-19 exposure concerns
MHFMH	Forensic Transitional Beds		700,800	0	0.0%	50.0%	
MHCAT	* Community Action Treatment Team		3,000,000	1,541,313	51.4%	50.0%	
MHCOV	Emergency COVID-19 Grant	NR	555,000	168,832	30.4%	50.0%	IMPOWER hired marketing staff to further promote services and December saw a resulting uptick in spending/utilization. They are projecting to utilize 100% of the funding.
MHEMP	ME MH Supported Employment Services	NR	250,000	42,171	16.9%	33.3%	Club House & Lag in admissions; Provider reported the need for data adjustments on this OCA, which will be submitted on this billing cycle.
MHTLH	ME MH Telehealth Behavioral Health		388,020	0	0.0%	0.0%	
MHMCT	* Mobile Crisis Teams		1,163,384	640,315	55.0%	50.0%	
MHSCR	* Centralized Receiving Facilities		4,618,430	2,309,551	50.0%	50.0%	
MHTRV	* Transition Vouchers Mental Health		189,009	128,066	67.8%	50.0%	
Mental Health Total			\$45,565,125	\$21,123,060	46.4%	46.2%	

Central Florida Cares Health System, Inc
OCA Expenditure Utilization Summary – Page 3 of 3
 YTD For the month ended December 31, 2020



DEC 2020 YTD - OCA UTILIZATION SUMMARY							
	OCA Description	Non Rec	Sch of Funds	Expenditures	%	Notes - current month comments in red	
			(Amend 46)	Thru Nov 30	Utilization		Target%
MS000	* SA Services and Support		18,134,175	7,768,039	42.8%	50.0%	
MS023	HIV Services		666,360	361,545	54.3%	50.0%	
MS025	Prevention Services		2,665,440	1,092,195	41.0%	50.0%	
MSOPP	Prevention Partnership Grant		571,106	267,189	46.8%	50.0%	
MSSOH	ME State Opioid Response Disc Grant - Hospital Bridge	NR	547,718	155,098	28.3%	33.3%	COVID-19 restrictions has prevented staff from accessing the hospitals.
MSSGP	ME ST Opioid Disc Grant GPRA	NR	300,570	19,966	6.6%	33.3%	New OCA added in September, providers still submitting cost reimbursement forms to spend this funding; some SOR providers have not submitted cost reimbursement forms.
MSSG3	ME ST Opioid Disc Grant GPRA YR3	NR	192,321	0	0.0%	14.3%	
MSSOW	ME State Opioid Response Disc Grant-Child Welfare	NR	547,718	194,491	35.5%	40.0%	
MSCSO	ME SA Seminole County SHRF Opioid ARC Partnership	NR	400,000	0	0.0%	0.0%	
MSSP2	ME State Opioid Response Disc Grant SVCS-Prevent - Year 2	NR	188,740	188,740	100.0%	100.0%	
MSSP3	ME State Opioid Response Disc Grant SVCS-Prevent - Year 3	NR	301,681	50,323	16.7%	25.0%	
MSSM2	ME State Opioid Response SVCS-MAT YR2	NR	3,566,803	2,072,374	58.1%	85.7%	
MSSM3	ME State Opioid Response SVCS-MAT YR3	NR	2,385,422	189,432	7.9%	14.3%	
MS081	* Projects Expansion of Substance Abuse Services for Pregnant Women and their Families		1,883,426	643,868	34.2%	45.5%	Aspire & STEPS lag in data turnaround. Will pick up pace over the FY
MS091	* Family Intensive Treatment		1,062,184	413,871	39.0%	50.0%	
MS917	ME SA Specialized Treatment Education & Prevention Services - Women's Res Treatment	NR	250,000	111,885	44.8%	50.0%	
MS0CN	* Care Coordination		217,324	138,474	63.7%	50.0%	
MS0TB	Temporary Assistance for Needy Families		660,359	429,981	65.1%	50.0%	
MSCBS	* Community Based Services		2,039,181	835,295	41.0%	50.0%	
MSRC2	ME State Opioid Response Disc Grant SCVS Rec Comm Org Year 2		25,000	0	0.0%	50.0%	This OCA was recently amended in RASE's contract.
MSRC3	ME State Opioid Response Disc Grant SCVS Rec Comm Org Year 3		237,574	0	0.0%	14.3%	
MSTRV	* Transition Vouchers Substance Abuse		122,734	48,167	39.2%	50.0%	
Substance Abuse Total			\$36,965,836	\$14,980,933	40.5%	43.4%	
Provider Total			\$82,530,961	\$36,103,992	43.7%	45.0%	
TOTAL			\$85,457,437	\$37,241,279	43.6%	45.0%	

Highlighted in red if < 75% of Target percentage

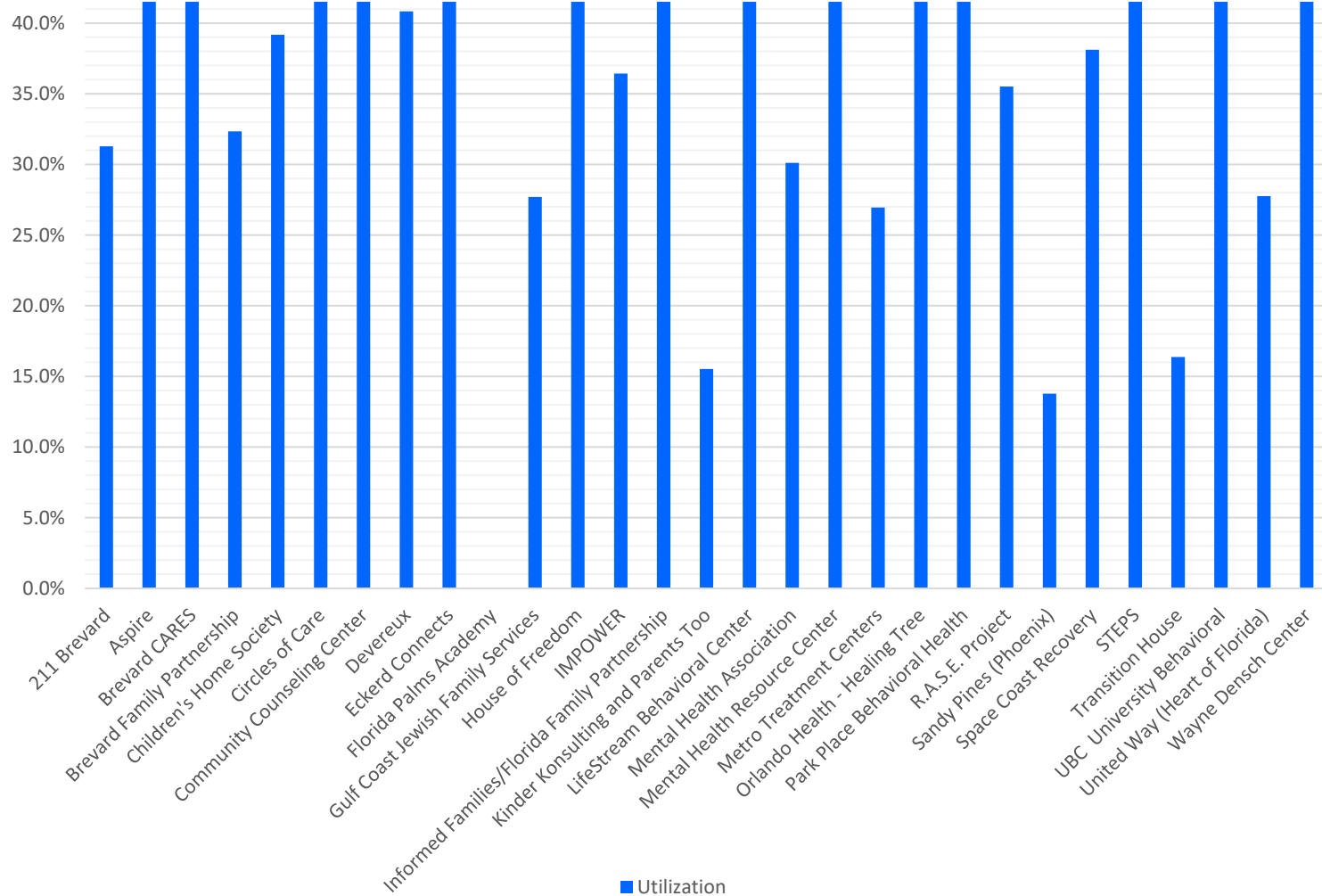
Central Florida Cares Health System, Inc

Utilization Rate by Provider

YTD For the month ended December 31, 2020



Utilization by Provider



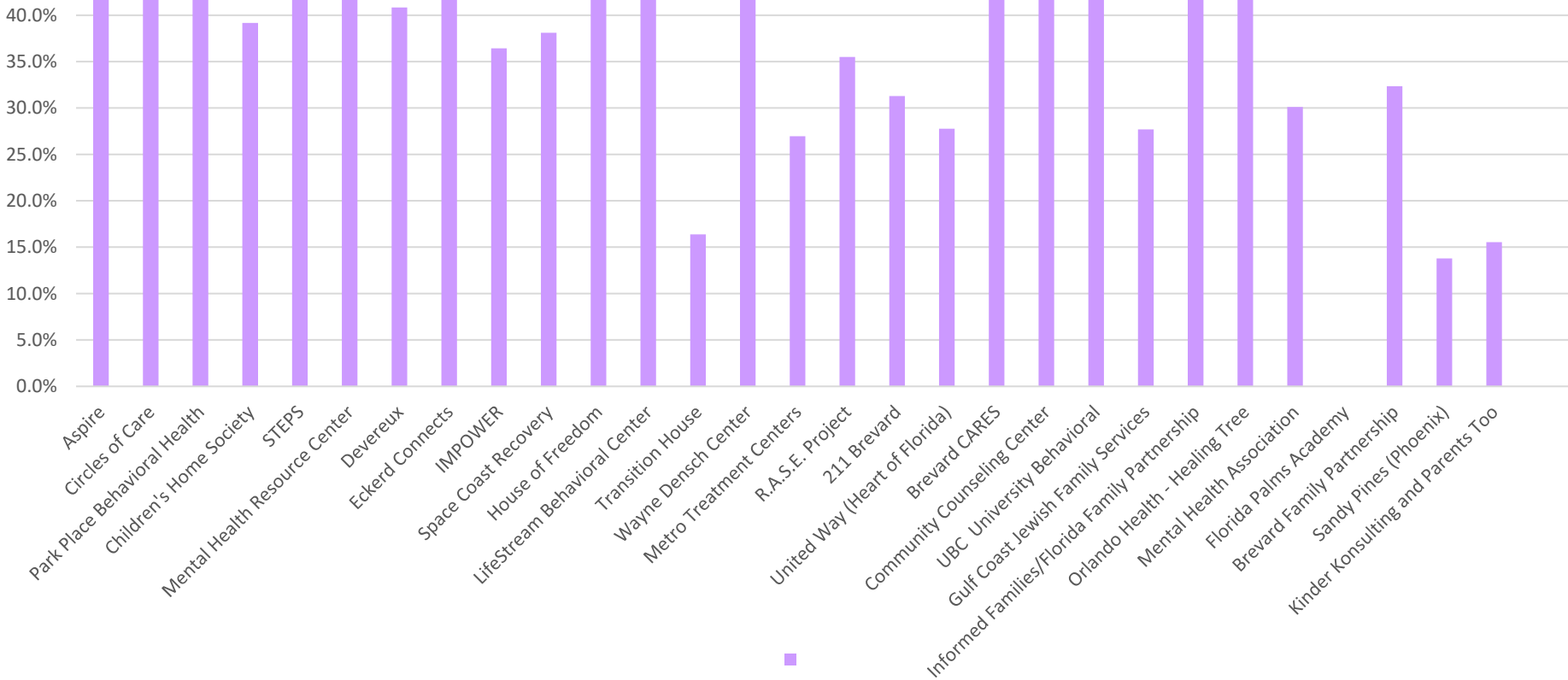
Central Florida Cares Health System, Inc

Utilization Rate by Provider Size

YTD For the month ended December 31, 2020



Utilization by Contract Size



Central Florida Cares Health System, Inc
Provider Expenditures
YTD for the month ended December 31, 2020



Provider	Budget (Pending Final Ammendment)	Expenditures	Utilization	Target	Over/ (Under) \$	Over/ (Under) %
211 Brevard	352,609	110,304.58	31.3%	45.0%	(48,369)	-30.48%
Aspire	41,321,318	19,482,426.48	47.1%	45.0%	887,833	4.77%
Brevard CARES	252,614	121,884.24	48.2%	45.0%	8,208	7.22%
Brevard Family Partnership	60,000	19,405.34	32.3%	45.0%	(7,595)	-28.13%
Children's Home Society	2,614,416	1,024,142.98	39.2%	45.0%	(152,344)	-12.95%
Circles of Care	14,530,058	6,129,688.10	42.2%	45.0%	(408,838)	-6.25%
Community Counseling Center	248,995	107,367.54	43.1%	45.0%	(4,680)	-4.18%
Devereux	2,313,415	944,657.97	40.8%	45.0%	(96,379)	-9.26%
Eckerd Connects	2,059,179	929,466.58	45.1%	45.0%	2,836	0.31%
Florida Palms Academy	64,868	0	0.0%	45.0%	(29,191)	-100.00%
Gulf Coast Jewish Family Services	186,220	51,570	27.7%	45.0%	(32,228)	-38.46%
House of Freedom	511,308	250,703	49.0%	45.0%	20,615	8.96%
IMPOWER	1,213,138	441,899	36.4%	45.0%	(104,013)	-19.05%
Informed Families/Florida Family Partnershi	150,000	75,000	50.0%	45.0%	7,500	11.11%
Kinder Konsulting and Parents Too	19,417	3,015	15.5%	45.0%	(5,723)	-65.50%
LifeStream Behavioral Center	508,959	261,050	51.3%	45.0%	32,019	13.98%

Note: Over(Under) column reflects current expenditures compared to target

Central Florida Cares Health System, Inc
Provider Expenditures
 YTD for the month ended December 31, 2020



Provider	Budget (Pending Final Ammendment)	Expenditures	Utilization	Target	Over/ (Under) \$	Over/ (Under) %
Mental Health Association	71,613	21,562	30.1%	45.0%	(10,663)	-33.09%
Mental Health Resource Center	2,422,061	1,197,507	49.4%	45.0%	107,579	9.87%
Metro Treatment Centers	392,535	105,795	27.0%	45.0%	(70,846)	-40.11%
Orlando Health - Healing Tree	96,510	48,093	49.8%	45.0%	4,663	10.74%
Park Place Behavioral Health	6,262,190	2,833,732	45.3%	45.0%	15,746	0.56%
R.A.S.E. Project	361,476	128,345	35.5%	45.0%	(34,319)	-21.10%
Sandy Pines (Phoenix)	42,516	5,856	13.8%	45.0%	(13,276)	-69.39%
Space Coast Recovery	589,377	224,613	38.1%	45.0%	(40,607)	-15.31%
STEPS	2,601,574	1,117,654	43.0%	45.0%	(53,055)	-4.53%
Transition House	485,663	79,494	16.4%	45.0%	(139,055)	-63.63%
UBC University Behavioral	213,235	106,617	50.0%	45.0%	10,662	11.11%
United Way (Heart of Florida)	296,774	82,388	27.8%	45.0%	(51,161)	-38.31%
Wayne Densch Center	398,021	199,757	50.2%	45.0%	20,648	11.53%
					(184,034)	-0.51%

Note: Over(Under) column reflects current expenditures compared to target

Central Florida Cares Health System, Inc DCF Contract Amendments – FY2021



DCF Amendments - FY2020-21			
Amendment Number	Signed	Purpose	Budget
38	10/1/2019	Effective 7.1.2019	\$82,935,834
39	12/9/2019	Added \$123,268 for MHCME Non-recurring Mental Health Block Grant	\$83,059,102
40	2/12/2020	Correct Payment Schedule	\$83,059,102
41	4/29/2020	Correct Payment Schedule Adds \$122,000 MH TANF Pending	\$83,181,102
42	5/29/2020	Additional funding for 211 services (\$264,000) and \$45,000 for IMPOWER statewide telehealth project	\$83,490,102
43	6/29/2020	GHME1 3 Year Contract Renewal	\$221,143,419
44	8/24/2020	GHME1 3 Funding Changes for FY2021	\$77,439,836
45	9/25/2020	GHME1 3 Contracting Language Changes	\$77,439,836
46	11/23/2020	GHME1 3 Funding Changes for FY2021 (SOR Funds)	\$85,457,437

DCF Contract History - per year as of Amendment 40