

**Board of Directors' Meeting Minutes  
Thursday, February 17, 2022  
Central Florida Cares Health System, Inc.  
Board Room**



**ATTENDANCE**

**Central Florida Cares Health System Board of Directors**

Robert Wayne Holmes, President, Retired Asst. State Atty./Consumer Advocate  
Mark Broms, Treasurer, Consumer Advocate  
Debbie Owens, Past President, Seminole Prevention Coalition  
Sherri Gonzalez, Children's Home Society  
Valerie Holmes, Brevard Family Partnership  
Joel Hunter, Consumer Advocate  
Tracy Lutz, Consumer Advocate  
Natalie Mullett, Park Place Behavioral Health  
Ken Peach, Health Council of East Central Florida  
Lisa Portelli, City of Orlando  
Thomas Todd, Consumer Advocate  
Bill Vintroux, Circles of Care  
Donna Walsh, Seminole County Health Dept.  
Eric Welch, NAMI of Greater Orlando

**Central Florida Cares Health System, Inc. Staff**

Maria Bledsoe, Chief Executive Officer  
Michael Lupton, Chief Information Officer (Via Zoom)  
Daniel Nye, Chief Financial Officer  
Nikaury Munoz, Chief Integration Officer (Via Zoom)  
Karla Pease, Executive Assistant and Recording Secretary  
Leo Colomer, Contract Manager (Via Zoom)  
Michelle Arroyo, Forensic Coordinator (Via Zoom)  
Miraly Martinez, Risk Management Specialist (Via Zoom)

**Guests**

Anne Sutherland, Department of Children and Families  
Cheryl Bello, STEPS  
Anne Kesic, Impower  
Christine Suehle, Aspire Health Partners

**Meeting Called to Order**

Central Florida Cares Health System, Inc. (CFCHS) Board of Directors' meeting was held on Thursday, February 17, at 3:00 p.m. at 707 Mendham Blvd., Suite 201, Orlando, FL 32825. The President called the meeting to order at 3:02 p.m.

## **Consent Agenda**

*Ken Peach made a motion to approve consent agenda items, Natalie Mullett seconded; motion passed.*

## **Conflict of Interest**

The following agencies have contract renewals/extensions as of June 2022 and board members who have conflicts of interest are identified in parenthesis.

- Aspire Health Partners – Main FACT (Babette Hankey, Eric Welch, and Valerie Holmes have conflicts)
- Brevard Family Partnership (Sherri Gonzalez, Valerie Holmes have conflicts)
- Circles of Care – Main CAT (Bill Vintroux, Valerie Holmes have conflicts)
- Devereux (Valerie Holmes has conflict)
- Metro Treatment Center (No conflicts)
- Park Place Behavioral Health (Natalie Mullett, Eric Welch have conflicts)
- Space Coast Recovery (No conflicts)
- University Behavioral Center (Eric Welch has conflict)

The President led the motions individually with the following language for each agency declaration:

*\*Insert name* made a motion to accept the Conflict of Interest the Board of Director has for *\*\*provider agency, \*\*\*insert name by person seconding motion*, is there any public comment, any discussion, hearing none, all those in favor of accepting the conflict state by saying aye, all opposed indicate by saying nay, is anyone abstaining, hearing none, the conflict of interests are hereby accepted by two-thirds of Board of Directors present and in fact, is 100% of the Board of Directors present.

\*Joel Hunter, \*\*Aspire Health Partners – Main FACT, \*\*\* Debbie Owens

\*Natalie Mullett, \*\*Brevard Family Partnership, \*\*\*Ken Peach

\*Mark Broms, \*\*Circles of Care – Main CAT, \*\*\*Natalie Mullett

\*Debbie Owens, \*\*Devereux, \*\*\*Thomas Todd

\*Natalie Mullett, \*\*Metro Treatment Center, \*\*\*Joel Hunter

\*Ken Peach, \*\*Park Place Behavioral Health, \*\*\*Valerie Holmes

\*Valerie Holmes, \*\*Space Coast Recovery, \*\*\*Debbie Owens

\*Thomas Todd, \*\*University Behavioral Center, \*\*\*Debbie Owens

## **Financial Report**

The Treasurer indicated the financials were reviewed at the Finance Committee meeting on January 28, 2022, and at the Executive Committee meeting, as well. At this meeting, we can review the status of the OCAs.

## **December Financials**

The CFO reviewed the December Balance Sheet that includes the balances from October 31, 2021, through December 31, 2021. Cash in the bank is \$11.6M and Accounts Receivable is at \$14.9M for a total Current Assets balance of \$26.6M. Short-term liabilities have payables changing slightly month to month due to more providers on real-time data. No anomalies.

Income statement highlights dues and subscriptions at \$32K is for the annual membership for FAME and within FAME there was a collective survey effort, and that expense was included and is in line with prior years. Outreach and awareness had an expense of \$6429. Accounting fees are at \$18K, and in January, CFCHS will pay an additional \$2K, making total audit expenses of \$20K. Software expense due to a FASAMS update.

FASAMS data update – In prior months, CFCHS compared last year to this year to estimate the gap in missing data, now CFCHS is comparing the supplemental data to the accepted data for providers who are unable to fully report. The network has improved from around 32% to 39% of volume. Aspire is having issues related to their vendor, but updates and fixes come regularly. Circles of Care is changing their process and has seen strong success with their admission data; they expect to be close to caught up by March 10. Mental Health Resource Center is just waiting for some contract details to be finalized. Metro Treatment Center expects to have most of their data accepted in the next few days. Park Place is almost at 60% of their service volume accepted.

Pages 5-6 are OCA utilization expenditures for the Managing Entity, Mental Health, and Substance Use by OCAs, providers, and rates. The CFO provided details related to the OCA's where spending year to date was approaching normal expected levels year to date for some and will hit the target by year end, others that may not hit their target by year end, and potential reallocation of some OCAs.

Pages 7-8 are the utilization rate YTD by provider in a graphical format.

*Mark Broms made a motion to approve the December 2021 financial report as presented, Natalie Mullett seconded; motion passed.*

### **Organizational Updates:**

- Legislative Budget – a side by side tentative budget was compared to current budget. Right now, the amounts do not fluctuate a lot. In the House of Representatives, there is a proposed \$120M reoccurring, but the caveat is it will go to triannual plans that are already developed and in DCF's hands. No word on the Senate side yet.
- Opioid Funding Lawsuits – Settlements starting to come through. Dollar amounts will be reported at next board meeting. The plan is to collaborate with each jurisdiction so no duplicating efforts transpose.
- Fundraisers for each county – Seminole County's fundraiser is next on March 17, 2022. The electronic copy will be emailed to directors and posted on Facebook.


**Planning Council** – Has not been appointed yet.


**Other/Public Input** - None

### **Next Board Meeting**

The next Board of Directors' Meeting will be Thursday, April 21, 2022, at 3 pm.

*Valerie Holmes made a motion to adjourn, Joel Hunter seconded, motion passed.*  
The meeting adjourned at 4:05 p.m.

  
Robert Wayne Holmes, President

  
Karla K. Pease  
Recording Secretary

**Board of Directors' Agenda**  
**Thursday, February 17, 2022**  
**3:00 PM – 5:00 PM**  
**Central Florida Cares Health System, Inc.**  
**Board Room**



<b>I. Welcome/Introductions</b>	Wayne Holmes	2 minutes
<b>II. Financial Report</b>	Mark Broms	
<ul style="list-style-type: none"> <li>• December Financials</li> </ul>	Dan Nye	15 minutes
<b>III. Consent Agenda</b>	Board	5 minutes
<ul style="list-style-type: none"> <li>• Approve December 16, 2021 Minutes</li> <li>• Finance Comm. Draft Minutes</li> <li>• Policies and Procedures (4)</li> <li>• 990</li> </ul>		
<b>IV. Organizational Updates</b>	Maria Bledsoe	5 minutes
<b>V. Conflict of Interest Discussion</b>	Maria Bledsoe	15 minutes
<p><b>(Contract Renewals/Extensions – June 2022)</b></p> <ul style="list-style-type: none"> <li>• Aspire Health Partners – Main FACT</li> <li>• Brevard Family Partnership</li> <li>• Circles of Care – Main CAT</li> <li>• Devereux</li> <li>• Metro Treatment Center</li> <li>• Park Place Behavioral Health</li> <li>• Space Coast Recovery</li> <li>• University Behavioral Center</li> </ul>		
<b>VI. Conflict of Interest Disclosure</b>	Maria Bledsoe	1 minute
<ul style="list-style-type: none"> <li>• Lisa Portelli – No conflict</li> </ul>		
<b>VII. Planning Council</b>	TBD	3 minutes
<b>VIII. Other/Public Input</b>	Group	3 minutes/person
<b>IX. Adjourn - Next Board of Directors' Meeting</b>	Group	1 minute
<ul style="list-style-type: none"> <li>• Thursday, April 21, 2022, 3:00-500 pm</li> </ul>		

**Board of Directors' Meeting Minutes  
Thursday, December 16, 2021  
Central Florida Cares Health System, Inc.  
Board Room**

Central Florida Cares  
Health System



**ATTENDANCE**

**Central Florida Cares Health System Board of Directors**

Robert Wayne Holmes, President, Retired Asst. State Atty./Consumer Advocate  
Mark Broms, Treasurer, Brevard Homeless Coalition  
Ian Golden, Secretary, Brevard County Housing & Human Services  
Luis Delgado, Vice President, Consumer Advocate  
Jules Brace, Orange County Sheriff Office  
Amber Carroll, Brevard Homeless Coalition  
Sherri Gonzalez, Children's Home Society  
Valerie Holmes, Brevard Family Partnership  
Kristen Hughes, Lassiter-Ware Insurance  
Joel Hunter, Consumer Advocate  
Tracy Lutz, Consumer Advocate  
Ken Peach, Health Council of East Central Florida  
Donna Walsh, Seminole County Health Dept.  
Eric Welch, NAMI of Greater Orlando

**Central Florida Cares Health System, Inc. Staff**

Maria Bledsoe, Chief Executive Officer  
Trinity Schwab, Chief Operations Officer  
Michael Lupton, Chief Information Officer (Via Zoom)  
Daniel Nye, Chief Financial Officer  
Nikaury Munoz, Chief Integration Officer  
Geovanna Gonzalez, Compliance Director  
Karla Pease, Executive Assistant and Recording Secretary

**Guests**

Anne Sutherland, Department of Children and Families  
Jean Tucker, Department of Children and Families  
Cheryl Bello, STEPS  
Farlen Halikman, Moore, Stephens, Lovelace, CPA

### **Meeting Called to Order**

Central Florida Cares Health System, Inc. (CFCHS) Board of Directors' meeting was held on Thursday, December 16, 2021, at 3:00 p.m. at 707 Mendham Blvd., Suite 201, Orlando, FL 32825. The President called the meeting to order at 3:08 p.m. The President reminded members of the importance of being in person at all CFCHS meetings.

### **Financial Report**

#### **Independent Auditor's Presentation**

Farlen Halikman, from Moore, Stephens, Lovelace, presented CFCHS' independent audit. CFCHS received a clean audit again this year. Farlen Halikman thanked and complimented the Finance Department for a job well done. Farlen mentioned the 990 will be presented at the next board meeting.

*Mark Broms made a motion to approve the auditor's report as presented, Ken Peach seconded, motion passed.*

#### **October Financials**

The Treasurer indicated October financial reports are still abridged, without OCA utilization reports, and still paying providers on the 1/12<sup>th</sup> proforma basis.

The CFO reviewed the October Balance Sheet that includes the balances from August 31, 2021, through September 30, 2021. Cash in the bank and Accounts Receivable is at \$25.49M. Accounts Receivable reflects the cash advance funding from DCF progressing through the fiscal year. Short-term liabilities have a balance from the 1037 reconciliation, where one provider had a payback from a prior year owed to DCF and will be paid to DCF in November.

Income statement highlights that most providers are being paid at a 1/12<sup>th</sup> pro rata, although some providers are providing data in real time and being paid on their actual utilization. Personnel expenses will start to realize an increase as CFCHS hired a grant services coordinator who will be funded by grant revenues received. Travel and conferences will increase due to lessening covid restrictions.

DCF Amendments were shown on page 4. Amendment 52 will add \$500K to the budget to prepare the statewide Health Council Needs Assessment, raising the total budget to \$96.5M.

FASAMS – DCF's Secretary indicated DCF's new CIO did a thorough review of the system and does not believe FASAMS is capable of meeting the department's statutory requirements for the data system. The department is looking to move from FASAMS but not sure what next steps are but will RFI to find out what vendors have that is in existence. The department still needs to collect data for federal reporting purposes via FASAMS version 14. In late 2015, FASAMS was initially discussed and was first launched in January 2019 but are still trying to get FASAMS off the ground.

The CEO commented that providers have until December to submit data so CFCHS can begin reconciliation with the providers who were paid at 1/12<sup>th</sup>. MEs all agreed to the December data submission deadline. Providers who cannot submit data through FASAMS are submitting spreadsheets by OCA and by covered service.

*Mark Broms made a motion to approve the October 2021 financial report as presented; Ian Golden seconded; motion passed.*

**Consent Agenda**

*Ian Golden made a motion to approve consent agenda items, Amber Carroll seconded; motion passed.*

**Organizational Updates:**

- Sponsoring QPR training – for law enforcement in Brevard County area funded by foundation grant received and is offered one day only. The other is for the entire region and offered at multiple times. DCF placed the flyer on their social media statewide platform, as well as Seminole County Sheriff Department.
- Brevard fundraiser hosted on January 12, 2022 with other counties we serve to follow.
- Symposium in Brevard County will be hosted the first quarter of next year.

**Board Compliance Presentation**

Geovanna Gonzalez, Compliance Director, presented a brief overview of CFCHS' compliance program and board roles and responsibilities.

**HB 945 Presentation**

Nikaury Munoz, Chief Integration Officer, presented on House Bill 945.

**Planning Council** – Nelson retired. The state started a new workgroup. When a person is appointed as the local representative, they will start coming to the board meetings.

**Other/Public Input** - None

**Next Board Meeting**

The next Board of Directors' Meeting will be Thursday, February 17, 2022, at 3 pm.

*Luis Delgado made a motion to adjourn, Ian Golden seconded, motion passed.*

The meeting adjourned at 4:50 p.m.

---

Robert Wayne Holmes, President

---

Karla K. Pease  
Recording Secretary



# CENTRAL FLORIDA CARES HEALTH SYSTEM

## **Financial Report**

**December 2021 Financials**

**Unaudited**

**Central Florida Cares Health System, Inc**  
**Statement of Financial Position**  
For the prior three months ended 12/31/2021



**Balance Sheet - Unaudited**

	<u>10/31/2021</u>	<u>11/30/2021</u>	<u>12/31/2021</u>
<b>Assets</b>			
<b>Current Assets</b>			
Cash in Bank	11,362,204	11,845,910	11,694,269
Accounts Receivable	14,132,529	15,256,209	14,967,709
Advance Due From Providers	-	-	-
Prepaid Insurance	31,826	28,262	24,698
Prepaid Expenses	20,201	24,236	33,420
Deposits	26,375	26,375	26,375
<b>Total Current Assets</b>	<u>25,573,134</u>	<u>27,180,993</u>	<u>26,746,472</u>
<b>Long-term Assets</b>			
Computer Equipment	5,500	5,500	5,500
Software	1,347,346	1,347,346	1,347,346
Accum Depreciation	(1,229,643)	(1,229,643)	(1,229,643)
<b>Total Long-term Assets</b>	<u>123,203</u>	<u>123,203</u>	<u>123,203</u>
<b>Total Assets</b>	<u>25,696,337</u>	<u>27,304,196</u>	<u>26,869,675</u>
<b>Liabilities</b>			
<b>Short-term Liabilities</b>			
Accounts Payable	5,897,745	7,210,302	6,452,322
Accrued Expenses	16,640	-	-
Wages Payable	192,379	203,236	201,462
Federal Payroll Taxes Payable	14,389	15,219	25,594
403(b) Payable	7,717	2,681	6,031
Deductions Payable	1,429	989	1,369
Deferred Revenue	5,214,981	6,928,547	8,939,554
CarryForward Funds	5,416,941	5,032,096	4,806,358
Interest & Other Payable to DCF	9,792	10,792	2,377
Advance Due to DCF CY	8,190,497	7,166,685	5,701,011
<b>Total Short-term Liabilities</b>	<u>24,962,510</u>	<u>26,570,548</u>	<u>26,136,078</u>
Non Current Note Payable (PPP)	-	-	-
<b>Total Liabilities</b>	<u>24,962,510</u>	<u>26,570,548</u>	<u>26,136,078</u>
<b>Net Assets</b>			
<b>Unrestricted Net Assets:</b>			
Prior Year Excess Revenues	754,110	754,110	754,110
Curr Year Excess Revenues	(20,283)	(20,462)	(20,513)
<b>Total Unrestricted Net Assets</b>	<u>733,827</u>	<u>733,648</u>	<u>733,597</u>
<b>Total Liabilities and Net Assets</b>	<u>25,696,337</u>	<u>27,304,196</u>	<u>26,869,675</u>

**Central Florida Cares Health System, Inc**  
**Statement of Revenues and Expenses**  
For the prior three months and YTD 12/31/2021



Unaudited	Sep-21	Oct-21	Nov-21	Dec-21	FY 21/22 YTD
Program Services Revenue:					
DCF	5,991,011	6,088,767	7,529,946	6,822,648	39,259,837
Other	-	-	-	-	-
Brevard Co Planning Grant	-	14,000	-	-	14,000
<b>Total Operating Revenue</b>	<b>5,991,011</b>	<b>6,102,767</b>	<b>7,529,946</b>	<b>6,822,648</b>	<b>39,273,837</b>
Expenditures:					
Program Services Expenses	5,922,082	5,789,124	7,338,595	6,550,489	38,011,209.65
Personnel Expenses	139,293	140,563	136,353	140,985	922,582
403(b) Fees	-	-	584	-	1,167
Accounting Fees	-	-	5,000	13,000	18,000
Conferences	-	109	-	4,810	4,919
DCF Unallowables	50	228	135	17	430
Dues & Subscriptions	28	27	298	32,928	33,567
Insurance	4,020	3,769	3,740	2,872	16,527
Legal Fees	-	-	-	-	-
Meetings	914	215	209	33	2,546
Needs Assessment/Benchmarking	-	6,340	-	-	6,340
Office Equipment	-	550	-	73	1,685
Outreach and Awareness	-	-	-	6,429	12,858
Payroll Processing Fees	647	621	613	777	3,911
Professional Services Other	4,489	(1,857)	1,316	1,316	7,892
Recruiting and Screening	45	64	20	109	253
Rent-Building	14,950	14,950	14,950	14,950	89,700
Rent-Equipment	606	557	565	460	3,777
Software Development	3,800	-	11,305	38,884	53,989
Software Expense	14,468	12,365	14,011	12,368	86,559
Supplies & Postage	-	370	246	0	1,299
Telephone, Internet & Conf	2,203	2,188	2,198	2,186	13,064
Training	-	895	-	14	909
<b>Total Expenditures</b>	<b>6,107,594</b>	<b>5,971,078</b>	<b>7,530,138</b>	<b>6,822,699</b>	<b>39,293,183</b>
Operating Revenue over Expenditures	(116,583)	131,689	(193)	(51)	(19,346)
Other Revenue and Expenses:					
Contribution Revenue	-	-	-	-	-
Contribution Expense	1,500	(1,500)	14	-	(1,169)
<b>Net Other Revenue (Expense)</b>	<b>1,500</b>	<b>(1,500)</b>	<b>14</b>	<b>-</b>	<b>(1,169)</b>
<b>Net Revenue over Expenditures</b>	<b>(115,083)</b>	<b>130,189</b>	<b>(179)</b>	<b>(51)</b>	<b>(20,513)</b>

**Central Florida Cares Health System, Inc**  
**OCA Expenditure Utilization Summary – Page 1 of 3**  
**YTD For the month ended DEC 31, 2021**



December 2021 YTD - OCA UTILIZATION SUMMARY							
	OCA Description	Non	Sch of Funds	Expenditures	%	Target%	Notes - current month comments in red
		Rec	(Amend 52)	Thru DEC 31, 2021	Utilization		
MHS00	ME Administrative Cost		\$2,379,280	\$1,010,384	42.5%	50.0%	
MHCM2	ME Care Coordination MHBG Supplemental 1	NR	\$350,000	\$31,290	8.9%	50.0%	
MHSM1	ME Operational MHBG Supplemental 1	NR	\$56,283	\$0	0.0%	50.0%	
MHSS1	ME Operational SAPT Supplemental 1	NR	\$136,160	\$5,029	3.7%	50.0%	
MS923	ME SA McKinsey Settlement - ME Care Coordination	NR	\$336,489	\$23,122	6.9%	50.0%	
MSSA3	ME State Opioid Response Disc Grant Admin - Year 3	NR	\$97,388	\$97,388	100.0%	50.0%	
MSSA4	ME State Opioid Response Disc Grant Admin - Year 4	NR	\$101,933	\$9,271	9.1%	50.0%	
	<b>ME Total</b>		<b>\$3,457,533</b>	<b>\$1,176,485</b>	<b>34.0%</b>	<b>50.0%</b>	

**Central Florida Cares Health System, Inc**  
**OCA Expenditure Utilization Summary – Page 2 of 3**  
 YTD For the month ended DEC 31, 2021



December 2021 YTD - OCA UTILIZATION SUMMARY							
OCA Description	Non	Sch of Funds	Expenditures	%	Target%	Notes - current month comments in red	
	Rec	(Amend 52)	Thru DEC 31, 2021	Utilization			
MH000	ME Mental Health Services & Support		25,869,891	11,262,724	43.5%	50.0%	
MHCOM	ME MH Services MHBG Supplemental 1	NR	2,269,493	0	0.0%	50.0%	
MH026	ME Early Intervention Svs - SMI & Psychotic Disorders		750,000	346,877	46.3%	50.0%	
MHSFP	ME MH State Funded Federal Excluded Services		232,652	116,333	50.0%	50.0%	
MHOPG	ME MH PATH Grant		475,541	211,024	44.4%	50.0%	
MHCOS	ME Emergency COVID-19 Supp Grant	NR	700,038	277,500	39.6%	50.0%	
MHTTI	ME Transform Transfer Initiative-Peer Spec Jails	NR	25,000	0	0.0%	50.0%	
MHASP	ME Aspire Health Partners Veterans National Guard MH Svc	NR	250,000	125,000	50.0%	50.0%	
MHS52	ME Circles of Care - Crisis Stabilization	NR	750,000	527,868	0.0%	50.0%	
MH071	ME MH Purchase of Residential Treatment Services for Emotionally Disturbed Children and Youth		390,183	294,889	75.6%	50.0%	
MH072	ME MH Community Forensic Beds		524,474	218,703	41.7%	50.0%	
MH076	ME MH Indigent Psychiatric Medication Program		69,078	16,517	23.9%	50.0%	Providers typically exhaust the line of credit they receive from the state prior to using these funds.
MH0BN	ME MH Title XXI Children's Health Insurance Program (Behavioral Health Network)		931,365	387,977	41.7%	50.0%	
MH0CN	ME MH Care Coordination Direct Client Services		715,735	201,978	28.2%	50.0%	Had CARE Act carry forward funds we are using first
MH0FH	ME Community Forensic Multidisciplinary Teams		652,000	279,752	42.9%	50.0%	
MH0FT	ME FACT Medicaid Ineligible		2,021,653	87,531	4.3%	50.0%	Had CARE Act carry forward funds we are using first
MH0TB	ME MH Temporary Assistance for Needy Families (TANF)		661,245	198,648	30.0%	50.0%	Restrictive requirements limit the number of individuals who qualify for this funding. Also, Medicaid has started to be more consistent with funding residential services, limiting the use of TANF funds.
MH211	ME Expanding 211 Call Vol & Coordination Initiative	NR	500,000	0	0.0%	50.0%	
MH26S	ME MH Early Intervention Services MHBG Supplemental 1	NR	20,000	0	0.0%	50.0%	
MHCAT	ME MH Community Action Treatment (CAT) Teams		3,000,000	917,279	30.6%	50.0%	Had CARE Act carry forward funds we are using first
MHCCS	ME Core Crisis Set Aside MHBG Supplemental 1	NR	369,150	0	0.0%	50.0%	
MHCR2	ME Short Term Residential Treatment (SRT) MHBG	NR	217,430	217,430	100.0%	50.0%	
MHDRF	ME Disability Rights Florida Mental Health		124,800	0	0.0%	50.0%	
MHEMP	ME MH Supported Employment Services		300,000	111,747	37.2%	50.0%	
MHFMH	ME MH Forensic Transitional Beds		700,800	114,467	16.3%	50.0%	Were waiting to utilize for Aspire Forensic Residential programs. Due to delay in starting the program we have made the decision to fund beds with Circles of Care and Park Place to help utilize the funds.
MHMCT	ME MH Mobile Crisis Teams		1,364,720	728,344	53.4%	50.0%	
MHRES	ME MH Residential Stability Coordination Supplemental 1	NR	133,750	0	0.0%	50.0%	
MHSCR	ME Centralized Receiving Facilities		5,024,669	2,599,255	51.7%	50.0%	
MHSPV	ME Suicide Prevention MHBG Supplemental 1	NR	300,000	3,000	1.0%	50.0%	
MHTRV	ME Transition Vouchers Mental Health		189,009	37,334	19.8%	50.0%	
<b>Mental Health Total</b>			<b>\$49,532,676</b>	<b>\$19,282,176</b>	<b>38.9%</b>	<b>50.0%</b>	

# Central Florida Cares Health System, Inc

## OCA Expenditure Utilization Summary – Page 3 of 3

YTD For the month ended DEC 31, 2021



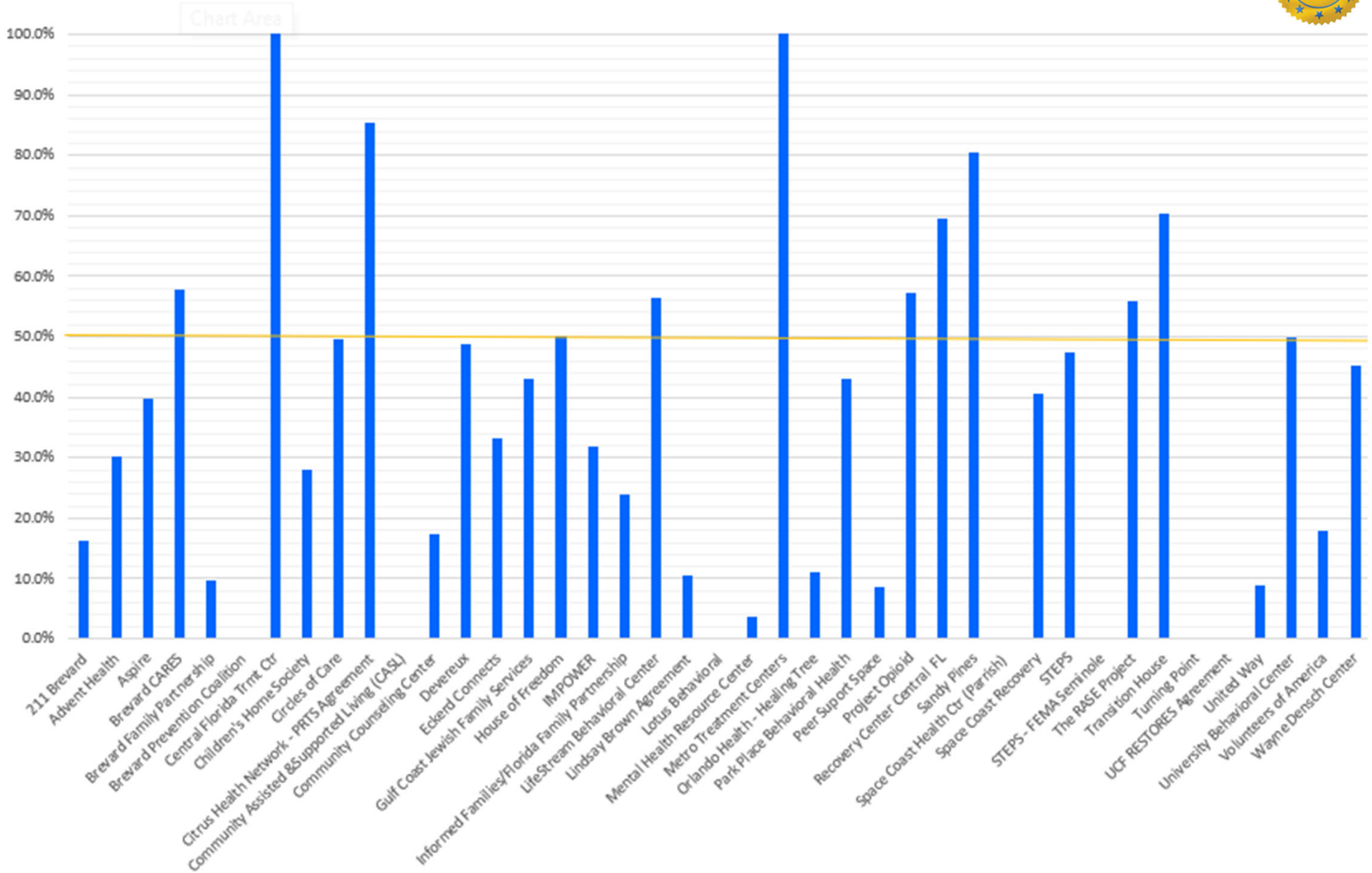
December 2021 YTD - OCA UTILIZATION SUMMARY							
OCA Description	Non	Sch of Funds	Expenditures	%	Target%	Notes - current month comments in red	
	Rec	(Amend 52)	Thru DEC 31, 2021	Utilization			
MS000	ME Substance Abuse Services and Support		17,918,570	7,632,409	42.6%	50.0%	
MSCOM	ME SA Services SAPT Supplemental 1	NR	4,941,134	31,177	0.6%	50.0%	
MS023	ME SA HIV Services		652,343	214,278	32.8%	50.0%	Each year we have barriers to spend this funding due to restrictive requirements. We have met with other community partners in an attempt to expand providers who may utilize these funds.
MS025	ME SA Prevention Services		2,609,370	1,171,696	44.9%	50.0%	
MS0PP	ME SA Prevention Partnership Program		450,000	169,928	37.8%	50.0%	Have prevention block grant funds that are being utilized for prevention programs. We have also expanded prevention programs in order of help utilize funds.
MSRC3	ME State Opioid Response Disc - Rec Comm Org - Year 3	NR	159,265	159,265	100.0%	50.0%	
MSRC4	ME State Opioid Response Disc - Rec Comm Org - Year 4	NR	159,265	62,319	39.1%	50.0%	
MSSM2	ME State Opioid Response SVCS-MAT - Year 2	NR	468,750	468,750	100.0%	50.0%	
MSSM3	ME State Opioid Response SVCS-MAT - Year 3	NR	1,470,357	1,177,452	80.1%	50.0%	
MSSM4	ME State Opioid Response SVCS-MAT - Year 4	NR	2,362,172	1,055,843	44.7%	50.0%	
MSSP3	ME State Opioid Response Disc Grant SVCS-Prevent - Year 3	NR	188,550	131,864	69.9%	50.0%	
MSSP4	ME State Opioid Response Disc Grant SVCS-Prevent - Year 4	NR	188,550	131,599	69.8%	50.0%	
MS081	ME Projects Expansion of Substance Abuse Services for Pregnant Women and their affected families		1,883,426	709,878	37.7%	50.0%	
MS091	ME SA Family Intensive Treatment (FIT)		1,062,184	355,670	33.5%	50.0%	Had CARE Act carry forward funds we are using first
MS917	ME Specialized Treatment, Education and Prevention Services-Women's Residential Treatment	NR	500,000	310,006	62.0%	50.0%	
MS924	ME LSFA Opioid Epidemic-ME Comm Engagement	NR	500,000	141,733	28.3%	50.0%	Needs Assessment funds, recently amended into our contract. Payments will be made on a quarterly basis.
MS925	ME SA McKinsey Settlement - SA Services	NR	1,128,611		0.0%	50.0%	New Funding
MSCEI	ME SA Change Everything Initiative Opioid Crisis Pilot	NR	200,000	114,757	57.4%	50.0%	
MSCS0	ME SA Seminole County Sheriff Opioid ARC Partnership	NR	400,000	200,000	50.0%	50.0%	
MS0CN	ME SA Care Coordination Direct Client Services		217,324	83,868	38.6%	50.0%	
MS0TB	ME SA Temporary Assistance for Needy Families (TANF)		660,359	345,607	52.3%	50.0%	
MS25S	ME SA Primary Prevention SAPT Supplemental 1	NR	2,274,879	3,945	0.2%	50.0%	New Funding
MSCBS	ME SA Community Based Services		2,039,181	1,337,196	65.6%	50.0%	
MSCS2	ME SA NES/SEN Care Coordination SAPT Supplemental 1	NR	300,000	0	0.0%	50.0%	New Funding
MSSPV	ME SA Suicide Prevention SAPT Supplemental 1	NR	200,000	0	0.0%	50.0%	New Funding
MSTRV	ME Transition Vouchers Substance Abuse		122,734	43,136	35.1%	50.0%	Substance Use Care Coordination program slower to utilize funds. CFCHS works with teams when barriers for incidentals is stated.
MSTVS	ME SA Transitional Vouchers SAPT Supplemental 1	NR	480,000	0	0.0%	50.0%	New Funding
<b>Substance Abuse Total</b>			<b>\$43,537,024</b>	<b>\$16,052,377</b>	<b>36.9%</b>	<b>50.0%</b>	
<b>Provider Total</b>			<b>\$93,069,700</b>	<b>\$35,334,553</b>	<b>38.0%</b>	<b>50.0%</b>	
<b>TOTAL</b>			<b>\$96,527,233</b>	<b>\$36,511,038</b>	<b>37.8%</b>	<b>50.0%</b>	

Highlighted in red if < 75% of Target percentage

# Central Florida Cares Health System, Inc

## Utilization Rate by Provider

YTD For the month ended DEC 31, 2021



# Central Florida Cares Health System, Inc

## Provider Expenditures

### YTD for the month ended DEC 31, 2021



Provider	Budget (Pending Final Amendment)	Expenditures	Utilization	Target	Over/ (Under) \$	Over/ (Under) %
211 Brevard	680,133	110,427	16.2%	50.0%	(229,640)	-67.53%
Advent Health	885,526	267,314	30.2%	50.0%	(175,449)	-39.63%
Aspire	42,993,350	17,124,541	39.8%	50.0%	(4,372,134)	-20.34%
Brevard CARES	378,145	218,150	57.7%	50.0%	29,077	15.38%
Brevard Family Partnership	307,475	30,183	9.8%	50.0%	(123,554)	-80.37%
Brevard Prevention Coalition	600,000	-	0.0%	50.0%	(300,000)	-100.00%
Central Florida Trmt Ctr	48,622	72,590	149.3%	50.0%	48,279	198.59%
Children's Home Society	2,567,770	722,918	28.2%	50.0%	(560,967)	-43.69%
Circles of Care	14,003,603	6,938,972	49.6%	50.0%	(62,829)	-0.90%
Citrus Health Network - PRTS Agre	75,052	64,057	85.4%	50.0%	26,531	70.70%
Community Assisted &Supported L	75,000	-	0.0%	50.0%	(37,500)	-100.00%
Community Counseling Center	200,000	34,933	17.5%	50.0%	(65,067)	-65.07%
Devereux	2,067,969	1,006,349	48.7%	50.0%	(27,636)	-2.67%
Eckerd Connects	3,040,603	1,007,321	33.1%	50.0%	(512,980)	-33.74%
Gulf Coast Jewish Family Services	143,384	61,592	43.0%	50.0%	(10,100)	-14.09%
House of Freedom	414,248	207,373	50.1%	50.0%	249	0.12%
IMPOWER	1,872,923	598,620	32.0%	50.0%	(337,841)	-36.08%
Informed Families/Florida Family F	300,000	71,943	24.0%	50.0%	(78,057)	-52.04%
LifeStream Behavioral Center	459,967	259,486	56.4%	50.0%	29,502	12.83%
Lindsay Brown Agreement	28,260	3,000	10.6%	50.0%	(11,130)	-78.77%
Lotus Behavioral	75,000	-	0.0%	50.0%	(37,500)	-100.00%
Mental Health Resource Center	1,397,769	52,099	3.7%	50.0%	(646,785)	-92.55%
Metro Treatment Centers	215,884	253,896	117.6%	50.0%	145,954	135.22%
Orlando Health - Healing Tree	354,947	39,398	11.1%	50.0%	(138,076)	-77.80%
Park Place Behavioral Health	6,780,576	2,926,211	43.2%	50.0%	(464,077)	-13.69%
Peer Suport Space	509,064	44,607	8.8%	50.0%	(209,925)	-82.47%
Project Opioid	200,000	114,757	57.4%	50.0%	14,757	14.76%
Recovery Center Central FL	318,530	221,584	69.6%	50.0%	62,319	39.13%
Sandy Pines	152,495	122,654	80.4%	50.0%	46,407	60.86%
Space Coast Health Ctr (Parrish)	300,000	-	0.0%	50.0%	(150,000)	-100.00%
Space Coast Recovery	533,449	216,243	40.5%	50.0%	(50,481)	-18.93%
STEPS	3,245,070	1,541,713	47.5%	50.0%	(80,822)	-4.98%
STEPS - FEMA Seminole	5,212	-	0.0%	50.0%	(2,606)	-100.00%
The RASE Project	353,560	197,463	55.9%	50.0%	20,683	11.70%
Transition House	291,587	205,102	70.3%	50.0%	59,308	40.68%
Turning Point	60,000	-	0.0%	50.0%	(30,000)	-100.00%
UCF RESTORES Agreement	271,500	-	0.0%	50.0%	(135,750)	-100.00%
United Way	921,532	82,387	8.9%	50.0%	(378,378)	-82.12%
University Behavioral Center	232,652	116,333	50.0%	50.0%	7	0.01%
Volunteers of America	289,965	51,604	17.8%	50.0%	(93,378)	-64.41%
Wayne Densch Center	458,843	206,999	45.1%	50.0%	(22,423)	-9.77%
	88,109,665.88	35,192,820	39.9%	50.0%	(8,862,013)	-20.12%



# Join us for a Fundraiser

Central Florida Cares  
Health System




**HELP** support persons in Seminole County impacted with mental illness or substance use disorder in their recovery journey.



**Thursday, March 17, 2022**  
**11:00 am - 9:00 pm**  
**Dine in or carry out**



RSVP here



# ANTHONY'S

COAL FIRED PIZZA & WINGS

*420 Fast Altamonte Drive*  
*Altamonte Springs, FL 32701*

**Mention CFCHS, present this flyer, or Facebook post** to Anthony's server and **20% of your food & drink** will be donated back to Central Florida Cares Health System!

To learn more about our services, visit our website at [www.centralfloridacares.org](http://www.centralfloridacares.org)